


**FORMATO N° 02**  
**ANEXO - A**  
**PRESUPUESTO DE REMUNERACIONES PARA EL AÑO 2012**

DENOMINACION: UNIDAD EJECUTORA 402 SALUD PALPA NAZCA

N°	APELLIDOS Y NOMBRES	NIV	TOT. REM. ANUAL	C.PATRON ANUAL	ESCOLARIDAD	GRATIFICACION		CAFAE		AETAS	OTROS	TOTAL ANUAL
						JULIO	DICIEMBRE	PRODUCTIVO	INCENTIVO			
<b>META 0105 VIGILANCIA Y CONTROL DE EPIDEMIAS</b>												
201	JAUREGUI AGUIRRE LINO RICARDO	TB	20,866.46	1,032.00	400.00	300.00	300.00	0.00	0.00	760.00	0.00	23,658.46
202	YANAYAYE GUERRA MARIA LUZ	13	30,350.90	1,148.64	400.00	300.00	300.00	0.00	0.00	760.00	0.00	33,259.54
<b>META 0106 ATENCION EN CONSULTAS EXTERNAS</b>												
203	ATAHUA BUSTILLOS ENRIQUE ANTONIO	17	56,976.60	4,099.32	400.00	300.00	300.00	0.00	0.00	460.00	0.00	62,535.92
204	CORDOVA MOLINA JESUS ELEM	17	58,086.84	4,258.56	400.00	300.00	300.00	0.00	0.00	460.00	0.00	63,805.40
205	CORDOVA SALAZAR ENNIS ROSA	17	56,975.76	4,099.32	400.00	300.00	300.00	0.00	0.00	460.00	0.00	62,535.08
206	RAMOS CABRERA LUIS GUILLERMO	17	57,285.36	4,102.80	400.00	300.00	300.00	0.00	0.00	460.00	0.00	62,848.16
207	ALMEYDA ALVARO ALEJANDRINA	AB	20,571.00	835.56	400.00	300.00	300.00	0.00	0.00	760.00	0.00	23,166.56
208	ASTOCAZA BAUTISTA JUANA MARILUZ	AB	21,790.32	973.32	400.00	300.00	300.00	0.00	0.00	760.00	0.00	24,523.64
209	FALCON VELASQUEZ MARIA ELISA	AC	20,749.08	852.96	400.00	300.00	300.00	0.00	0.00	760.00	0.00	23,362.04
210	GALVEZ CALLE LUIS RAFAEL	AA	22,366.68	1,002.48	400.00	300.00	300.00	0.00	0.00	760.00	0.00	25,129.16
211	LAZON ALMENDRADES JOSE ANTONIO	TA	22,605.84	1,046.04	400.00	300.00	300.00	0.00	0.00	760.00	0.00	25,411.88
212	MEDINA BORDA LUIS ALBERTO	TE	22,883.16	974.76	400.00	300.00	300.00	0.00	0.00	760.00	0.00	25,617.92
213	POMEZ ROMAN MARIA DORIS	AA	19,382.16	954.72	400.00	300.00	300.00	0.00	0.00	760.00	0.00	22,096.88
214	VARGAS MAGNO MARIA TERESA	AB	16,347.00	924.96	400.00	300.00	300.00	0.00	0.00	760.00	0.00	19,031.96
215	HUAMANCOLI TORRES FREDDY RICARDO	15	47,411.28	3,704.04	400.00	300.00	300.00	0.00	0.00	460.00	0.00	52,575.32
216	CHAVEZ PALOMINO JUANA MARGARITA	TC	18,770.64	937.92	400.00	300.00	300.00	0.00	0.00	760.00	0.00	21,468.56
217	ANGULO REJAS ELIANA DEISA	TC	18,770.64	937.92	400.00	300.00	300.00	0.00	0.00	760.00	0.00	21,468.56
218	TORRES OBANDO PEDRO IVAN	15	44,041.68	3,707.64	400.00	300.00	300.00	0.00	0.00	460.00	0.00	49,209.32
219	PALACIOS LOAYZA WALTER	TC	17,901.48	869.76	400.00	300.00	300.00	0.00	0.00	760.00	0.00	20,531.24
220	URIOL ANCO MANUEL MIGUEL	AC	17,572.20	829.44	400.00	300.00	300.00	0.00	0.00	760.00	0.00	20,161.64
221	VARGAS HUACCAYCACHACC VICENTE	TA	20,071.20	1,045.80	400.00	300.00	300.00	0.00	0.00	760.00	0.00	22,877.00
222	TORRES CORDOVA JOSE EMILIO	15	47,447.28	3,707.64	400.00	300.00	300.00	0.00	0.00	460.00	0.00	52,614.92
223	ALEJO DE APARI NELIDA SATURNINA	17	51,620.52	4,099.32	400.00	300.00	300.00	0.00	0.00	460.00	0.00	57,179.84
224	BENDEZU HINOSTROZA TEODORO ELIBERTO	PD	19,896.96	977.28	400.00	300.00	300.00	0.00	0.00	760.00	0.00	22,634.24
225	PIZARRO HERNANDEZ ISIDRO ORLANDO	TB	18,378.36	865.92	400.00	300.00	300.00	0.00	0.00	760.00	0.00	21,004.28
226	VELASQUEZ CAMPANA ANIBAL WENCESLAO	15	47,411.28	3,704.04	400.00	300.00	300.00	0.00	0.00	460.00	0.00	52,575.32
227	MAGNO LOAYZA ANSELMA NOEMI	TA	22,164.36	973.92	400.00	300.00	300.00	0.00	0.00	760.00	0.00	24,898.28
228	BARAHONA MUNARES NANCY ESTHER	17	59,213.40	4,395.12	400.00	300.00	300.00	0.00	0.00	460.00	0.00	65,068.52
229	GONZALES ARCE EDUARDO MARCOS	17	57,843.48	4,258.56	400.00	300.00	300.00	0.00	0.00	460.00	0.00	63,562.04
230	MAUROLAGOTIA GARCIA MARCO ANTONIO	17	56,777.88	4,152.36	400.00	300.00	300.00	0.00	0.00	460.00	0.00	62,390.24
231	VARGAS GOMEZ JAVIER ARGENIO	17	57,843.48	4,258.56	400.00	300.00	300.00	0.00	0.00	460.00	0.00	63,562.04
232	VARGAS SALAZAR EDWIN ROLANDO	18	50,707.20	4,372.32	400.00	300.00	300.00	0.00	0.00	460.00	0.00	56,539.52
233	YARASCA DIAZ JOSE ISRAEL	15	43,669.44	3,670.56	400.00	300.00	300.00	0.00	0.00	460.00	0.00	48,800.00
234	SALCEDO MORALES EDELMIRA ALCIDA	AB	18,115.68	899.40	400.00	300.00	300.00	0.00	0.00	760.00	0.00	20,775.08
235	TATAJE BRICENO HERNANDO	15	47,411.28	3,704.04	400.00	300.00	300.00	0.00	0.00	460.00	0.00	52,575.32
236	PALOMINO HERENCIA ADRIAN RODOLFO	17	55,758.84	4,099.32	400.00	300.00	300.00	0.00	0.00	460.00	0.00	61,318.16
237	VASQUEZ MORALES VLADIMIRO PAVEL	15	46,049.04	3,704.04	400.00	300.00	300.00	0.00	0.00	460.00	0.00	51,213.08
238	SECHAR GALINDO CARLOS MODESTO	TA	17,868.96	1,045.68	400.00	300.00	300.00	0.00	0.00	760.00	0.00	20,674.64
239	ENEQUE CORNEJO ANDRES	15	44,005.68	3,704.04	400.00	300.00	300.00	0.00	0.00	460.00	0.00	49,169.72
240	PEÑA LEVANO ALEJANDRO JAIME	15	47,410.48	3,704.04	400.00	300.00	300.00	0.00	0.00	460.00	0.00	52,574.52
<b>1,547,486.00</b>												
<b>META 0107 ATENCION EN HOSPITALIZACION</b>												
241	GONZALES GARCIA MIGUEL	TA	20,062.37	1,017.48	400.00	300.00	300.00	0.00	0.00	760.00	0.00	22,839.85
242	HUALPA HUARAKCA JULIA	TA	22,307.09	1,015.32	400.00	300.00	300.00	0.00	0.00	760.00	0.00	25,082.41
243	HUAYTA CARHUAS CARLOS LEONCIO	TA	22,306.25	1,045.68	400.00	300.00	300.00	0.00	0.00	760.00	0.00	25,111.93
244	HURTADO GARCIA MARY ELENA	TA	22,285.49	1,012.80	400.00	300.00	300.00	0.00	0.00	760.00	0.00	25,058.29



Lic. Adm. EMILIANO AGUSTO PILLACA CASTILLA  
Jefe de la Unidad de Planeamiento Estratégico

MINISTERIO DE SALUD  
UNIDAD EJECUTORA DE SALUD PALPA - NAZCA

*[Signature]*  
DR. PEDRO IVAN TORRES OBANDO  
C.M.P. N° 34589

**FORMATO N° 02**  
**ANEXO - A**  
**PRESUPUESTO DE REMUNERACIONES PARA EL AÑO 2012**

DENOMINACION: UNIDAD EJECUTORA 402 SALUD PALPA NAZCA

N°	APELLIDOS Y NOMBRES	NIV	TOT. REM. ANUAL	C.PATRON ANUAL	ESCOLARIDAD	GRATIFICACION		CAFAE		AETAS	OTROS	TOTAL ANUAL
						JULIO	DICIEMBRE	PRODUCTIVO	INCENTIVO			
245	MIRANDA CAMARGO SABINA MABEL	TA	22,679.09	1,037.64	400.00	300.00	300.00	0.00	0.00	760.00	0.00	25,476.73
246	QUISPE ATOCCSA MAXIMO	TA	24,751.09	1,012.80	400.00	300.00	300.00	0.00	0.00	760.00	0.00	27,523.89
247	VELARDE NAVARRETE ANA BERTHA	TA	24,653.41	1,017.48	400.00	300.00	300.00	0.00	0.00	760.00	0.00	27,430.89
248	VENTURA DE ISASI CARMEN MARIA	TA	24,495.01	1,005.24	400.00	300.00	300.00	0.00	0.00	760.00	0.00	27,260.25
249	VENTURA MENDOZA MIRTHA CRLINDA	TA	25,428.37	1,009.92	400.00	300.00	300.00	0.00	0.00	760.00	0.00	28,198.29
250	VICENTE SERVELEON VICTORIA VICENTA	TA	25,428.37	1,012.80	400.00	300.00	300.00	0.00	0.00	760.00	0.00	28,201.17
251	VILCA PEREZ ALCIRA ELIZABETH	TB	20,605.21	1,023.84	400.00	300.00	300.00	0.00	0.00	760.00	0.00	23,389.05
252	MONTERO QUISPE FABIOLA LUCIA	TB	24,947.05	942.60	400.00	300.00	300.00	0.00	0.00	760.00	0.00	27,649.65
253	PALOMINO QUISPE RAUL ERNESTO	TB	24,947.05	999.36	400.00	300.00	300.00	0.00	0.00	760.00	0.00	27,706.41
254	QUISPE MORALES WALTER	TC	23,615.65	942.36	400.00	300.00	300.00	0.00	0.00	760.00	0.00	26,318.01
255	ROJAS QUISPE ROSARIO CONSUELO	TA	25,130.89	1,053.36	400.00	300.00	300.00	0.00	0.00	760.00	0.00	27,944.25
256	SOTO AGUAYO BARTOLOME GAUDENCIO	TC	23,921.89	926.28	400.00	300.00	300.00	0.00	0.00	760.00	0.00	26,608.17
257	TUEROS ORMAECHE MARIA DEL CARMEN	TB	32,503.22	1,054.20	400.00	300.00	300.00	0.00	0.00	760.00	0.00	35,317.42
258	TUEROS TAIPE LUISA DELFILIA	TA	24,026.53	1,048.44	400.00	300.00	300.00	0.00	0.00	760.00	0.00	26,834.97
259	VALVERDE TARAZONA SILVIA SONIA	TB	15,585.45	1,032.24	400.00	300.00	300.00	0.00	0.00	760.00	0.00	18,377.69
260	LOZANO MORENO GILBERTA ELVIRA	TA	21,714.73	1,037.52	400.00	300.00	300.00	0.00	0.00	760.00	0.00	24,512.25
261	BAUTISTA HUANCACHUARI MARIA ANGELICA	10	23,246.29	999.72	400.00	300.00	300.00	0.00	0.00	760.00	0.00	26,006.01
262	HUASASQUICHE FERNANDEZ ANTONIO ROBERTO	TA	22,353.61	1,101.12	400.00	300.00	300.00	0.00	0.00	760.00	0.00	25,214.73
263	MATTA CARDENAS JAIME ORLANDO	TA	21,438.73	1,009.92	400.00	300.00	300.00	0.00	0.00	760.00	0.00	24,208.65
264	VENTURA BALDEON ELSA PASCUALA	TC	20,498.89	937.92	400.00	300.00	300.00	0.00	0.00	760.00	0.00	23,196.81
265	SANCHEZ MORON ROSARIO DEL PILAR	TC	20,498.89	937.92	400.00	300.00	300.00	0.00	0.00	760.00	0.00	23,196.81
266	CONTENA RUPIRE VICTOR	TC	20,498.89	937.92	400.00	300.00	300.00	0.00	0.00	760.00	0.00	23,196.81
267	PALOMINO ANYOSA NORMA	TC	20,521.09	887.28	400.00	300.00	300.00	0.00	0.00	760.00	0.00	23,168.37
268	GUERRA JURADO ANTONIA	TA	21,301.69	1,024.92	400.00	300.00	300.00	0.00	0.00	760.00	0.00	24,086.61
269	CACCHA VALENCIA CARLOS ANTONIO	TA	21,799.45	1,045.80	400.00	300.00	300.00	0.00	0.00	760.00	0.00	25,605.25
270	ESPIÑOZA TARCUI SONIA MONICA	TB	22,805.41	942.60	400.00	300.00	300.00	0.00	0.00	760.00	0.00	25,508.01
271	PALOMINO ROJAS MARIA	TC	20,071.09	887.28	400.00	300.00	300.00	0.00	0.00	760.00	0.00	22,718.37
												<b>791,948.00</b>
	<b>META 0108 INTERVENCIONES QUIRURGICAS</b>										0.00	
272	GUTIERREZ GARIBAY JUAN PEDRO	15	51,456.19	3,704.04	400.00	300.00	300.00	0.00	0.00	460.00	0.00	56,620.23
273	LEVANO APARCANA JORGE ENRIQUE	17	61,641.67	4,254.84	400.00	300.00	300.00	0.00	0.00	460.00	0.00	67,356.51
274	LEY GARCIA CESAR ALBERTO	15	55,887.79	3,670.56	400.00	300.00	300.00	0.00	0.00	460.00	0.00	61,018.35
275	VILCA ARONI NICANOR EMILIO	15	56,905.15	3,633.48	400.00	300.00	300.00	0.00	0.00	460.00	0.00	61,998.63
276	VACANTE LOVERA CHAUCA MARCO ANTONIO	17	10,443.91	0.00	400.00	300.00	300.00	0.00	0.00	460.00	0.00	11,903.91
277	ARAUJO QUISPE RENAN JUAN	17	60,404.71	4,155.84	400.00	300.00	300.00	0.00	0.00	460.00	0.00	66,020.55
278	CACERES BELLIDO FERMIN ELEODORO	17	60,704.26	4,258.56	400.00	300.00	300.00	0.00	0.00	460.00	0.00	66,422.82
												<b>391,341.00</b>
	<b>META 0109 MANTENIMIENTO Y REPARACION</b>										0.00	
279	AYQUIPA MONROY MARIO MIGUEL	TA	24,956.82	1,037.64	400.00	300.00	300.00	0.00	0.00	760.00	0.00	27,754.46
280	CHACALTANA PISCANTE JORGE LUIS	TA	22,459.38	1,018.80	400.00	300.00	300.00	0.00	0.00	760.00	0.00	25,238.18
281	CHAMPION VEGA PABLO SILVERIO	TA	25,025.46	1,045.80	400.00	300.00	300.00	0.00	0.00	760.00	0.00	27,831.26
282	GARCIA VELAZCO MARCO ANTONIO	AD	24,351.42	903.48	400.00	300.00	300.00	0.00	0.00	760.00	0.00	27,014.90
283	GUTIERREZ FERREYRA PABLO PASCUAL	TA	26,024.22	1,045.32	400.00	300.00	300.00	0.00	0.00	760.00	0.00	28,829.54
284	HINOSTROZA SARMIENTO ALBINO	TA	26,024.22	1,045.80	400.00	300.00	300.00	0.00	0.00	760.00	0.00	28,830.02
285	HUAMANI BULEJE ABRAHAM	TA	24,752.10	1,045.80	400.00	300.00	300.00	0.00	0.00	760.00	0.00	27,557.90
286	QUISPE ACUNA WALTER CELESTINO	TA	25,660.26	1,021.56	400.00	300.00	300.00	0.00	0.00	760.00	0.00	28,441.82
287	SANCHEZ VARGAS ANDRES ROBERTO	TB	26,069.70	1,030.32	400.00	300.00	300.00	0.00	0.00	760.00	0.00	28,860.02
288	VILLANUEVA VARGAS EDGAR SANTOS MARTIN	TA	25,675.02	1,040.88	400.00	300.00	300.00	0.00	0.00	760.00	0.00	28,475.90
289	YALLERI AJA FRANCISCO	TA	23,070.33	1,045.80	400.00	300.00	300.00	0.00	0.00	760.00	0.00	25,676.13



GOBIERNO REGIONAL NAZCA  
UNIDAD EJECUTORA 402 SALUD PALPA NAZCA

Lic. Adm. **AGUSTO PILLACA CASTILLA**  
Jefe de la Unidad de Planeamiento Estrat.

MINISTERIO DE SALUD  
UNIDAD EJECUTORA 402 SALUD PALPA NAZCA  
**DR. PEDRO IVAN TORRES OSANCO**  
C.O.P. N° 5550

FORMATO N° 02

ANEXO - A

PRESUPUESTO DE REMUNERACIONES PARA EL AÑO 2012

DENOMINACION: UNIDAD EJECUTORA 402 SALUD PALPA NAZCA

N°	APELLIDOS Y NOMBRES	NIV	TOT. REM. ANUAL	C.PATRON ANUAL	ESCOLARIDAD	GRATIFICACION		CAFAE		AETAS	OTROS	TOTAL ANUAL
						JULIO	DICIEMBRE	PRODUCTIVID	INCENTIVO			
290	ESPINOZA PINEDA FLORA	AC	23,070.33	792.12	400.00	300.00	300.00	0.00	0.00	760.00	0.00	25,622.45
291	MAGNO FALCON ELIZABETH MARGOTH	TD	23,340.30	963.96	400.00	300.00	300.00	0.00	0.00	760.00	0.00	26,064.26
292	ANCO GAMBOA DE CORONADO DIONICIA GUADALUPE	AA	20,468.58	859.44	400.00	300.00	300.00	0.00	0.00	760.00	0.00	23,088.02
293	COLLQUE GUTIERREZ VICTOR	AA	20,286.18	841.56	400.00	300.00	300.00	0.00	0.00	760.00	0.00	22,887.74
294	CHIPANA HUAMANI VICTOR	TA	26,348.34	1,023.60	400.00	300.00	300.00	0.00	0.00	760.00	0.00	29,131.94
295	CORDOVA PAUCAR TEODOMIRO NILO	TD	24,415.62	929.04	400.00	300.00	300.00	0.00	0.00	760.00	0.00	27,104.66
296	GARCIA FERNANDEZ MARINO AVILIO	TB	26,103.06	1,029.96	400.00	300.00	300.00	0.00	0.00	760.00	0.00	28,893.02
297	HERNANDEZ ANDIA PEDRO HUGO	TB	25,842.18	1,032.24	400.00	300.00	300.00	0.00	0.00	760.00	0.00	28,634.42
298	MEDINA SARMIENTO MARCOS DAVID	TB	25,889.42	996.48	400.00	300.00	300.00	0.00	0.00	760.00	0.00	28,645.90
299	MORON TIPISMANA JUAN GUSTAVO	AA	20,563.86	841.56	400.00	300.00	300.00	0.00	0.00	760.00	0.00	23,165.42
300	TIPISMANA HINOSTROZA TEODULO ISRAEL	TB	21,499.89	1,066.20	400.00	300.00	300.00	0.00	0.00	760.00	0.00	24,326.09
301	LEON QUISPE CARLOS ATILIO	AA	21,499.89	841.56	400.00	300.00	300.00	0.00	0.00	760.00	0.00	24,101.45
302	ARIAS GUTIERREZ JUAN PEDRO	AA	20,286.18	841.56	400.00	300.00	300.00	0.00	0.00	760.00	0.00	22,887.74
303	CHAVEZ QUISPE MARLENY NOELIA	AA	20,286.20	841.56	400.00	300.00	300.00	0.00	0.00	760.00	0.00	22,887.76
	<b>META 0110 COMERCIALIZACION DE MEDICAMENTOS</b>											<b>662,151.00</b>
304	CHION GRANDEZ ANITA DE JESUS	24	31,211.09	1,020.00	400.00	300.00	300.00	0.00	0.00	760.00	0.00	33,991.09
305	PAT PETROVICH CARMEN DEL ROSARIO	24	30,733.49	999.72	400.00	300.00	300.00	0.00	0.00	760.00	0.00	33,493.21
306	QUINTEROS PINO LUZ MADELEINE	24	31,642.73	1,110.72	400.00	300.00	300.00	0.00	0.00	760.00	0.00	34,513.45
307	HUAMAN CORDOVA CARMEN LUZ	TB	26,714.21	995.64	400.00	300.00	300.00	0.00	0.00	760.00	0.00	29,469.85
308	HUAYTA CARHUAS ISAURO REYNALDO	TA	21,405.05	1,045.80	400.00	300.00	300.00	0.00	0.00	760.00	0.00	24,210.85
309	TORRES MARCOS GLORIA ESTHER	TB	26,592.89	996.36	400.00	300.00	300.00	0.00	0.00	760.00	0.00	29,349.25
310	VIDALES GUERRA MARIA ALBERTA	AB	19,862.93	941.04	400.00	300.00	300.00	0.00	0.00	760.00	0.00	22,563.97
311	MENDOZA HERNANDEZ MANUEL HUMBERTO	24	25,549.85	1,050.84	400.00	300.00	300.00	0.00	0.00	760.00	0.00	28,360.69
312	CARBAJO DE GAVILANO JUANA VICTORIA	AB	22,671.65	985.08	400.00	300.00	300.00	0.00	0.00	760.00	0.00	25,416.73
313	DONAYRE AZAN JUANA GLADYS	24	30,254.69	1,020.00	400.00	300.00	300.00	0.00	0.00	760.00	0.00	33,034.69
314	JUSTO SEJURO IRENE ISABEL	25	31,987.25	1,057.56	400.00	300.00	300.00	0.00	0.00	760.00	0.00	34,804.81
315	MURGUIA MORON HILDA TERESA	25	25,797.61	1,390.80	400.00	300.00	300.00	0.00	0.00	760.00	0.00	28,948.41
												<b>358,157.00</b>
			<b>8,493,336.64</b>	<b>428,995.80</b>	<b>125,600.00</b>	<b>94,200.00</b>	<b>94,200.00</b>	<b>33,000.00</b>	<b>5,000.00</b>	<b>189,700.00</b>	<b>100,000.00</b>	<b>111,762.00</b>
	<b>META 0098 APOYO A CLAS GERERICA 2.5 RO</b>											<b>643,299.00</b>
	<b>META 010 PAGO DE PENSIONES GERICA 2.2 RO</b>											<b>10,319,093.08</b>
	<b>TOTAL</b>											



GOBIERNO REGIONAL ICA  
 DIRECCION REGIONAL DE SALUD  
 UNIDAD EJECUTIVA 402 SALUD PALPA NAZCA  
 Lic. Adm. EMILIANO AGUSTO PILLACA CASTILLA  
 Jefe de la Unidad de Planeamiento Estrat.

DR. PEDRO INHITO TORRES OSANDO  
 C.I. 100 00550  
 DIRECTOR EJECUTIVO

**ANEXO B**  
**CUADRO DE DE RENUMERACIONES DE LOS SERVIDORES AÑO**  
**2012**

FORMATO N° 02

ANEXO - B

CUADRO DE REMUNERACIONES DE LOS SERVIDORES DEL AÑO 2012

DENOMINACION: UNIDAD EJECUTORA 402 SALUD PALPA NAZCA

	ENERO	FEBRERO	MARZO	ABRIL	MAYO	JUNIO	JULIO	AGOSTO	SEPTIEMBRE	OCTUBRE	NOVIEMBRE	DECIEMBRE	TOTAL REMUNERACIONES	
<b>META 006 NIÑOS CON VASUNA COMPLETA</b>														
1 CERON FINES OSCAR LEONIDAS	2727.00	2327.00	2327.00	2327.00	2327.00	2327.00	2327.00	2627.00	2327.00	2327.00	2327.00	2227	2627.00	27,924.00
	2727.00	2327.00	2327.00	2327.00	2327.00	2327.00	2327.00	2627.00	2327.00	2327.00	2327.00	2327.00	2627.00	27,924.00
<b>META 007 NIÑOS CON CRED COMPLETO SEGUN EDAD</b>														
2 LEGUA QUISPE CARMEN NIEVES	2,977.67	2,577.67	2,577.67	2,577.67	2,577.67	2,577.67	2,577.67	2,877.67	2,577.67	2,577.67	2,577.67	2,577.67	2,877.67	30,932.00
	2,977.67	2,577.67	2,577.67	2,577.67	2,577.67	2,577.67	2,577.67	2,877.67	2,577.67	2,577.67	2,577.67	2,577.67	2,877.67	30,932.00
<b>META 008 CONTROL DE LA CALIDAD NUTRICIONAL DE LOS ALIMENTOS</b>														
3 MANRIQUE DE LARA GUTIERREZ ADRIANA	2,822.53	2,422.53	2,422.53	2,422.53	2,422.53	2,422.53	2,422.53	2,722.53	2,422.53	2,422.53	2,422.53	2,422.53	2,722.53	29,070.34
4 BERROCAL SAUÑE MARCELINO VACELIDES	2,594.31	2,194.31	2,194.31	2,194.31	2,194.31	2,194.31	2,194.31	2,494.31	2,194.31	2,194.31	2,194.31	2,194.31	2,494.31	26,331.70
5 CARRASCO ATOCCSA SILVIA	2,481.92	2,081.92	2,081.92	2,081.92	2,081.92	2,081.92	2,081.92	2,381.92	2,081.92	2,081.92	2,081.92	2,081.92	2,381.92	24,983.02
6 OSCO TORRES FIDENCIA	2,445.70	2,045.70	2,045.70	2,045.70	2,045.70	2,045.70	2,045.70	2,345.70	2,045.70	2,045.70	2,045.70	2,045.70	2,345.70	24,548.38
7 ROJAS HERRERA HIPOLITO	2,484.99	2,084.99	2,084.99	2,084.99	2,084.99	2,084.99	2,084.99	2,384.99	2,084.99	2,084.99	2,084.99	2,084.99	2,384.99	25,019.86
8 UVIDIA GRANDA ALCIRA MARTHA	2,515.50	2,115.50	2,115.50	2,115.50	2,115.50	2,115.50	2,115.50	2,415.50	2,115.50	2,115.50	2,115.50	2,115.50	2,415.50	25,385.98
9 ARCE ELIAS CATHERINE ANGELINA	2,587.71	2,187.71	2,187.71	2,187.71	2,187.71	2,187.71	2,187.71	2,487.71	2,187.71	2,187.71	2,187.71	2,187.71	2,487.71	26,252.50
10 CARPIO MENDIVIL JUAN NILO	2,627.97	2,227.97	2,227.97	2,227.97	2,227.97	2,227.97	2,227.97	2,527.97	2,227.97	2,227.97	2,227.97	2,227.97	2,527.97	26,735.66
11 NEYRA IBARRA MARCOS ANTONIO	2,645.73	2,245.73	2,245.73	2,245.73	2,245.73	2,245.73	2,245.73	2,545.73	2,245.73	2,245.73	2,245.73	2,245.73	2,545.73	26,948.74
12 REYES BENDEZU MARILU SULEMA	2,449.07	2,049.07	2,049.07	2,049.07	2,049.07	2,049.07	2,049.07	2,349.07	2,049.07	2,049.07	2,049.07	2,049.07	2,349.07	24,588.82
	25,655.42	21,655.42	21,655.42	21,655.42	21,655.42	21,655.42	21,655.42	24,655.42	21,655.42	21,655.42	21,655.42	21,655.42	24,655.42	259,865.00
<b>META 9010 VIGILANCIA DE LA CALIDAD DE AGUA PARA CONSUMO HUMANO</b>														
13 CACERES BELLIDO RODOLFO HEBERT	2,279.39	1,879.39	1,879.39	1,879.39	1,879.39	1,879.39	1,879.39	2,179.39	1,879.39	1,879.39	1,879.39	1,879.39	2,179.39	22,552.70
14 ALFARO ESCALANTE VICTOR RAUL	2,228.23	1,828.23	1,828.23	1,828.23	1,828.23	1,828.23	1,828.23	2,128.23	1,828.23	1,828.23	1,828.23	1,828.23	2,128.23	21,938.76
15 ARNAO PARDO SILVINO ALEJANDRO	2,339.93	1,939.93	1,939.93	1,939.93	1,939.93	1,939.93	1,939.93	2,239.93	1,939.93	1,939.93	1,939.93	1,939.93	2,239.93	23,279.16
16 ROJAS CANALES JAIME JOSE	2,385.87	1,985.87	1,985.87	1,985.87	1,985.87	1,985.87	1,985.87	2,285.87	1,985.87	1,985.87	1,985.87	1,985.87	2,285.87	23,830.48
17 GOMEZ VEGA WALTER BERNABE	2,550.74	2,150.74	2,150.74	2,150.74	2,150.74	2,150.74	2,150.74	2,450.74	2,150.74	2,150.74	2,150.74	2,150.74	2,450.74	25,808.90
	11,784.17	9,784.17	9,784.17	9,784.17	9,784.17	9,784.17	9,784.17	11,284.17	9,784.17	9,784.17	9,784.17	9,784.17	11,284.17	117,410.00
<b>META 0014 VIGILANCIA DE LA CALIDAD DE AGUA PARA CONSUMO HUMANO</b>														
18 BORJAS GARAYVA MERCEDES LAURIANA	2,925.50	2,525.50	2,525.50	2,525.50	2,525.50	2,525.50	2,525.50	2,825.50	2,525.50	2,525.50	2,525.50	2,525.50	2,825.50	30,306.02
19 ORTIZ PALOMINO NORALINA SILDA	2,809.32	2,409.32	2,409.32	2,409.32	2,409.32	2,409.32	2,409.32	2,709.32	2,409.32	2,409.32	2,409.32	2,409.32	2,709.32	28,911.85
20 CANALES GUILLÉN DORA ESTELA	5,455.08	5,055.08	5,055.08	5,055.08	5,055.08	5,055.08	5,055.08	5,355.08	5,055.08	5,055.08	5,055.08	5,055.08	5,355.08	60,660.97
21 GARCIA REJAS LIDA NECDA	2,895.94	2,495.94	2,495.94	2,495.94	2,495.94	2,495.94	2,495.94	2,795.94	2,495.94	2,495.94	2,495.94	2,495.94	2,795.94	29,951.29
23 MALDONADO ARRARTE LILIANA AMELIA	2,991.90	2,591.90	2,591.90	2,591.90	2,591.90	2,591.90	2,591.90	2,891.90	2,591.90	2,591.90	2,591.90	2,591.90	2,891.90	31,102.81
23 PINTO VARGAS LOURDES ELIANA	2,996.66	2,596.66	2,596.66	2,596.66	2,596.66	2,596.66	2,596.66	2,896.66	2,596.66	2,596.66	2,596.66	2,596.66	2,896.66	31,159.93
24 QUISPE VELAZCO BRENDA ROSARIO	2,801.56	2,401.56	2,401.56	2,401.56	2,401.56	2,401.56	2,401.56	2,701.56	2,401.56	2,401.56	2,401.56	2,401.56	2,701.56	28,818.68
25 REYES DIAZ IGNACIO ARTURO	6,128.37	5,728.37	5,728.37	5,728.37	5,728.37	5,728.37	5,728.37	6,028.37	5,728.37	5,728.37	5,728.37	5,728.37	6,028.37	68,740.45
	28,004.33	25,804.33	25,804.33	25,804.33	25,804.33	25,804.33	25,804.33	28,204.33	25,804.33	25,804.33	25,804.33	25,804.33	28,204.33	309,852.00



**GOBIERNO REGIONAL ICA**  
 DIRECCION REGIONAL DE SALUD - ICA  
 UNIDAD EJECUTORA 402 SALUD PALPA - NAZCA  
 Lic. Adm. **AGUSTO PILLACA CASTILLA**  
 Jefe de la Unidad de Planeamiento Estratégico

**MINISTERIO DE SALUD**  
 UNIDAD EJECUTORA 402 SALUD PALPA - NAZCA  
 Dr. **PEDRO IVAN TORRES OBANDO**  
 C. P. N.º 34599

FORMATO Nº 02

ANEXO - B

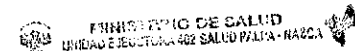
CUADRO DE REMUNERACIONES DE LOS SERVIDORES DEL AÑO 2012

DENOMINACION: UNIDAD EJECUTORA 402 SALUD PALPA NAZCA

<b>META 0015 ATENCION IRA CON COMPLICACIONES</b>														
26	ANGULO BENAVIDES JULIA ROSA	3,013.29	2,613.29	2,613.29	2,613.29	2,613.29	2,613.29	2,913.29	2,613.29	2,613.29	2,613.29	2,613.29	2,913.29	31,359.45
27	CORNEJO CAÑEDO CARMEN ROSA	3,218.44	2,818.44	2,818.44	2,818.44	2,818.44	2,818.44	3,118.44	2,818.44	2,818.44	2,818.44	2,818.44	3,118.44	33,821.33
28	HUERTA RAMOS MILLY ELSA	5,980.30	5,580.30	5,580.30	5,580.30	5,580.30	5,580.30	5,880.30	5,580.30	5,580.30	5,580.30	5,580.30	5,880.30	66,963.65
29	MOQUILLAZA MAYURI ROBERTO FREDDY	5,242.81	4,842.81	4,842.81	4,842.81	4,842.81	4,842.81	5,142.81	4,842.81	4,842.81	4,842.81	4,842.81	5,142.81	58,113.77
30	RIVEROS QUISVERDE DE AYQUIPA RAQUEL ROSANA	2,795.49	2,395.49	2,395.49	2,395.49	2,395.49	2,395.49	2,695.49	2,395.49	2,395.49	2,395.49	2,395.49	2,695.49	28,745.93
31	SALAS BALLON MARIA CANDELARIA	3,248.37	2,848.37	2,848.37	2,848.37	2,848.37	2,848.37	3,148.37	2,848.37	2,848.37	2,848.37	2,848.37	3,148.37	34,180.45
32	VELASQUEZ VALDIVIA WONNE TERESA	3,093.17	2,693.17	2,693.17	2,693.17	2,693.17	2,693.17	2,993.17	2,693.17	2,693.17	2,693.17	2,693.17	2,993.17	32,318.09
33	VILLAFUERTE ASUERO ZOILA ELOYZA	3,189.44	2,789.44	2,789.44	2,789.44	2,789.44	2,789.44	3,089.44	2,789.44	2,789.44	2,789.44	2,789.44	3,089.44	33,473.33
		28,741.33	26,581.33	26,581.33	26,581.33	26,581.33	26,581.33	28,981.33	26,581.33	26,581.33	26,581.33	26,581.33	28,981.33	318,976.00
<b>META 0016 ATENCION DE OTRAS ENFERMEDADES PREVALENTES</b>														
34	HERNANDEZ FUENTES VILMA ELENA	2,520.49	2,120.49	2,120.49	2,120.49	2,120.49	2,120.49	2,420.49	2,120.49	2,120.49	2,120.49	2,120.49	2,420.49	25,445.83
35	GARAYAR CASAVILCA EPIFANIA ALEJANDRINA	2,520.49	2,120.49	2,120.49	2,120.49	2,120.49	2,120.49	2,420.49	2,120.49	2,120.49	2,120.49	2,120.49	2,420.49	25,445.86
36	ANCASI PAUCARHUANCA JULIA TEODORA	2,518.80	2,118.80	2,118.80	2,118.80	2,118.80	2,118.80	2,418.80	2,118.80	2,118.80	2,118.80	2,118.80	2,418.80	25,425.58
37	COENCHO ESPINOZA CARMEN MONICA	2,236.05	1,836.05	1,836.05	1,836.05	1,836.05	1,836.05	2,136.05	1,836.05	1,836.05	1,836.05	1,836.05	2,136.05	22,032.58
38	ILANZO ANGULO NELVA	2,520.49	2,120.49	2,120.49	2,120.49	2,120.49	2,120.49	2,420.49	2,120.49	2,120.49	2,120.49	2,120.49	2,420.49	25,445.86
39	BRAVO MIRANDA LUISA ROXANA	2,518.80	2,118.80	2,118.80	2,118.80	2,118.80	2,118.80	2,418.80	2,118.80	2,118.80	2,118.80	2,118.80	2,418.80	25,425.58
40	QUISPE COILLO JOANNA WONE	2,562.27	2,162.27	2,162.27	2,162.27	2,162.27	2,162.27	2,462.27	2,162.27	2,162.27	2,162.27	2,162.27	2,462.27	25,947.22
41	SOLIS DONAYRE EDITH NOEM	2,518.80	2,118.80	2,118.80	2,118.80	2,118.80	2,118.80	2,418.80	2,118.80	2,118.80	2,118.80	2,118.80	2,418.80	25,425.58
42	LOPEZ CALDERON FLORA ISABEL	2,277.94	1,877.94	1,877.94	1,877.94	1,877.94	1,877.94	2,177.94	1,877.94	1,877.94	1,877.94	1,877.94	2,177.94	22,535.26
43	LEON QUIROZ MARIA NATIVIDAD	2,520.49	2,120.49	2,120.49	2,120.49	2,120.49	2,120.49	2,420.49	2,120.49	2,120.49	2,120.49	2,120.49	2,420.49	25,445.86
44	ALARCON AVELLANEDA ERNESTINA	3,029.37	2,629.37	2,629.37	2,629.37	2,629.37	2,629.37	2,929.37	2,629.37	2,629.37	2,629.37	2,629.37	2,929.37	31,552.42
45	BIAMON SOTOMAYOR ESPERANZA JULIA	3,031.17	2,631.17	2,631.17	2,631.17	2,631.17	2,631.17	2,931.17	2,631.17	2,631.17	2,631.17	2,631.17	2,931.17	31,574.02
46	LOPEZ VILLEN RINA	2,895.80	2,495.80	2,495.80	2,495.80	2,495.80	2,495.80	2,795.80	2,495.80	2,495.80	2,495.80	2,495.80	2,795.80	29,949.58
47	PURILLA LUJAN JUANA SABINA	3,053.87	2,653.87	2,653.87	2,653.87	2,653.87	2,653.87	2,953.87	2,653.87	2,653.87	2,653.87	2,653.87	2,953.87	31,846.42
48	TORRES PARIQUA SABINA YSABEL	3,021.91	2,621.91	2,621.91	2,621.91	2,621.91	2,621.91	2,921.91	2,621.91	2,621.91	2,621.91	2,621.91	2,921.91	31,482.90
49	SOTIL BUENDIA AURORA LUZ	3,045.66	2,645.66	2,645.66	2,645.66	2,645.66	2,645.66	2,945.66	2,645.66	2,645.66	2,645.66	2,645.66	2,945.66	31,747.90
50	TITO ESPINO CARMEN LUISA	2,428.39	2,028.39	2,028.39	2,028.39	2,028.39	2,028.39	2,328.39	2,028.39	2,028.39	2,028.39	2,028.39	2,328.39	24,340.66
51	DE LA CRUZ RODRIGUEZ MARIA ELENA	2,518.80	2,118.80	2,118.80	2,118.80	2,118.80	2,118.80	2,418.80	2,118.80	2,118.80	2,118.80	2,118.80	2,418.80	25,425.58
52	MENDOZA ABREGU ELIZABETH	3,029.37	2,629.37	2,629.37	2,629.37	2,629.37	2,629.37	2,929.37	2,629.37	2,629.37	2,629.37	2,629.37	2,929.37	31,552.42
53	VALENCIA HUAMAN ARASELY YOBANY	2,520.49	2,120.49	2,120.49	2,120.49	2,120.49	2,120.49	2,420.49	2,120.49	2,120.49	2,120.49	2,120.49	2,420.49	25,445.86
		51,289.42	45,289.42	45,289.42	45,289.42	45,289.42	45,289.42	51,289.42	45,289.42	45,289.42	45,289.42	45,289.42	51,289.42	543,473.00
<b>META 0022 ATENCION PRENATAL REINFORCADA</b>														
54	ORTIZ VILLAFUERTE CAROLA PILAR	3,180.07	2,780.07	2,780.07	2,780.07	2,780.07	2,780.07	3,080.07	2,780.07	2,780.07	2,780.07	2,780.07	3,080.07	33,360.84
55	GUERRERO MENDOZA JESSICA MARLITH	2,516.06	2,116.06	2,116.06	2,116.06	2,116.06	2,116.06	2,416.06	2,116.06	2,116.06	2,116.06	2,116.06	2,416.06	25,392.73
56	CANGANA GUTIERREZ ALFREDO	2,517.75	2,117.75	2,117.75	2,117.75	2,117.75	2,117.75	2,417.75	2,117.75	2,117.75	2,117.75	2,117.75	2,417.75	25,413.01
57	PARIQUA PALOMINO LISSET MIRELLA	2,183.31	1,783.31	1,783.31	1,783.31	1,783.31	1,783.31	2,083.31	1,783.31	1,783.31	1,783.31	1,783.31	2,083.31	21,399.73
58	GRADOS CHIVILCHES CONSUELO ROSARIO	2,671.11	2,271.11	2,271.11	2,271.11	2,271.11	2,271.11	2,571.11	2,271.11	2,271.11	2,271.11	2,271.11	2,571.11	27,253.33
59	VALDIVIA PEÑA ELENA MAGALI	3,010.56	2,610.56	2,610.56	2,610.56	2,610.56	2,610.56	2,910.56	2,610.56	2,610.56	2,610.56	2,610.56	2,910.56	31,326.73
60	PEREZ DE LA CRUZ NELLY ALEJANDRINA	3,045.99	2,645.99	2,645.99	2,645.99	2,645.99	2,645.99	2,945.99	2,645.99	2,645.99	2,645.99	2,645.99	2,945.99	31,751.89
61	RUIZ DIAZ TERESA	2,516.06	2,116.06	2,116.06	2,116.06	2,116.06	2,116.06	2,416.06	2,116.06	2,116.06	2,116.06	2,116.06	2,416.06	25,392.73
62	VARGAS URTECHO GLADYS ALTEMIRA	2,517.75	2,117.75	2,117.75	2,117.75	2,117.75	2,117.75	2,417.75	2,117.75	2,117.75	2,117.75	2,117.75	2,417.75	25,413.01
		24,158.67	20,558.67	20,558.67	20,558.67	20,558.67	20,558.67	23,258.67	20,558.67	20,558.67	20,558.67	20,558.67	23,258.67	246,704.00



Lic. Adm. EMILIANO AGUSTO PILLACA CASTILLA  
Jefe de la Unidad de Planeamiento Estrat.



DR. PEDRO IVAN TORRES CUBANIQ  
C.E. Nº 4020  
DIRECTOR EJECUTIVO

FORMATO Nº 02

ANEXO - B

CUADRO DE REMUNERACIONES DE LOS SERVIDORES DEL AÑO 2012

DENOMINACION: UNIDAD EJECUTORA 402 SALUD PALPA NAZCA

META 0029 ATENCION DEL PARTO NORMAL															
63	ESPINOZA GUILLEN RAUL	3,031.76	2,631.76	2,631.76	2,631.76	2,631.76	2,631.76	2,631.76	2,631.76	2,631.76	2,631.76	2,631.76	2,631.76	2,631.76	31,581.06
64	INCALUQUE SUCA VICTORIA SATURNINA	2,996.32	2,596.32	2,596.32	2,596.32	2,596.32	2,596.32	2,596.32	2,596.32	2,596.32	2,596.32	2,596.32	2,596.32	2,596.32	31,155.82
65	PAITAN DE QUISPE BERTHA ROSA	3,075.81	2,675.81	2,675.81	2,675.81	2,675.81	2,675.81	2,975.81	2,675.81	2,675.81	2,675.81	2,675.81	2,675.81	2,975.81	32,109.70
66	PALOMINO MELENDEZ MERY ROSA	3,227.75	2,827.75	2,827.75	2,827.75	2,827.75	2,827.75	3,127.75	2,827.75	2,827.75	2,827.75	2,827.75	2,827.75	3,127.75	33,932.98
67	QUINTEROS CONTRERAS GRACIELA	3,046.94	2,646.94	2,646.94	2,646.94	2,646.94	2,646.94	2,946.94	2,646.94	2,646.94	2,646.94	2,646.94	2,646.94	2,946.94	31,763.26
68	SILVA CARBAJAL CARLOS MARCIAL	3,129.25	2,729.25	2,729.25	2,729.25	2,729.25	2,729.25	3,029.25	2,729.25	2,729.25	2,729.25	2,729.25	2,729.25	3,029.25	32,750.98
69	TELLO TORRES JUANA NELLY	2,455.99	2,055.99	2,055.99	2,055.99	2,055.99	2,055.99	2,355.99	2,055.99	2,055.99	2,055.99	2,055.99	2,055.99	2,355.99	24,671.86
70	ZAMBRANO PRIETO SUSY ROXANA	3,070.71	2,670.71	2,670.71	2,670.71	2,670.71	2,670.71	2,970.71	2,670.71	2,670.71	2,670.71	2,670.71	2,670.71	2,970.71	32,048.50
71	CARDENAS GOMEZ DELFINA MARITZA	2,353.95	1,953.95	1,953.95	1,953.95	1,953.95	1,953.95	2,253.95	1,953.95	1,953.95	1,953.95	1,953.95	1,953.95	2,253.95	23,447.38
72	MENDEZ DIPAZ ALEJANDRA MARGARITA	3,131.87	2,731.87	2,731.87	2,731.87	2,731.87	2,731.87	3,031.87	2,731.87	2,731.87	2,731.87	2,731.87	2,731.87	3,031.87	32,782.42
73	PACHAS BENDEZU NORMA DEIZA	3,089.84	2,689.84	2,689.84	2,689.84	2,689.84	2,689.84	2,989.84	2,689.84	2,689.84	2,689.84	2,689.84	2,689.84	2,989.84	32,278.06
74	PARI PINTO DE VALLE NORMA MYRIAM	3,326.00	2,926.00	2,926.00	2,926.00	2,926.00	2,926.00	3,226.00	2,926.00	2,926.00	2,926.00	2,926.00	2,926.00	3,226.00	35,111.98
		15,936.17	11,136.17	11,136.17	11,136.17	11,136.17	11,136.17	14,736.17	11,136.17	11,136.17	11,136.17	11,136.17	11,136.17	14,736.17	373,634.00
META 0031 ATENCION DEL PARTO COMPLICADO QUIRURGICO															
75	GUERRERO CHACALTANA CARLOS HUGO	4,687.50	4,087.50	4,087.50	4,087.50	4,087.50	4,087.50	4,987.50	4,087.50	4,087.50	4,087.50	4,087.50	4,087.50	4,987.50	56,249.96
76	MEDINA ANGULO VICTOR ELBORIO	4,965.64	4,365.64	4,365.64	4,365.64	4,365.64	4,365.64	5,265.64	4,365.64	4,365.64	4,365.64	4,365.64	4,365.64	5,265.64	59,587.62
77	QUINCHO ESPINOZA NESTOR JESUS	5,244.79	4,644.79	4,644.79	4,644.79	4,644.79	4,644.79	5,544.79	4,644.79	4,644.79	4,644.79	4,644.79	4,644.79	5,544.79	62,937.42
		14,897.92	13,097.92	13,097.92	13,097.92	13,097.92	13,097.92	15,797.92	13,097.92	13,097.92	13,097.92	13,097.92	13,097.92	15,797.92	178,775.00
META 0033 MONITOREO SUPERVISION EVALUACION Y CONTROL DE PREVENCIÓN DE CÁNCER															
78	CRUZ PEREZ JULIAN	4,739.88	4,339.88	4,339.88	4,339.88	4,339.88	4,339.88	4,639.88	4,339.88	4,339.88	4,339.88	4,339.88	4,339.88	4,639.88	52,078.80
79	GAMONAL RAMOS LUZ TEREZA	4,651.62	4,251.62	4,251.62	4,251.62	4,251.62	4,251.62	4,551.62	4,251.62	4,251.62	4,251.62	4,251.62	4,251.62	4,551.62	51,019.40
		9,391.50	8,591.50	8,591.50	8,591.50	8,591.50	8,591.50	9,191.50	8,591.50	8,591.50	8,591.50	8,591.50	8,591.50	9,191.50	103,098.00
META 0040 FAMILIAS CON PRÁCTICAS SALUDABLES PARA LA PREVENCIÓN DE VIH SIDA Y TUBERCULOSIS															
80	MANSILLA PALACIOS GLADYS FELICITA	2,428.33	2,028.33	2,028.33	2,028.33	2,028.33	2,028.33	2,328.33	2,028.33	2,028.33	2,028.33	2,028.33	2,028.33	2,328.33	24,340.00
		2,428.33	2,028.33	2,028.33	2,028.33	2,028.33	2,028.33	2,328.33	2,028.33	2,028.33	2,028.33	2,028.33	2,028.33	2,328.33	24,340.00
META 0041 INSTITUCIONES EDUCATIVAS PROMUEVEN PRÁCTICAS SALUDABLES PARA LA PREVENCIÓN DE TUBERCULOSIS															
81	MENDOZA ROJAS ROSA LUZ	2,433.25	2,033.25	2,033.25	2,033.25	2,033.25	2,033.25	2,333.25	2,033.25	2,033.25	2,033.25	2,033.25	2,033.25	2,333.25	24,399.00
		2,433.25	2,033.25	2,033.25	2,033.25	2,033.25	2,033.25	2,333.25	2,033.25	2,033.25	2,033.25	2,033.25	2,033.25	2,333.25	24,399.00
META 0042 AGENTES COMUNITARIOS QUE PROMUEVEN PRÁCTICAS SALUDABLES PARA LA PREVENCIÓN DE VIH SIDA Y TUBERCULOSIS															
82	GODOY GARRIAZO EBERT BALTAZAR	2,344.25	1,944.25	1,944.25	1,944.25	1,944.25	1,944.25	2,244.25	1,944.25	1,944.25	1,944.25	1,944.25	1,944.25	2,244.25	23,331.00
		2,344.25	1,944.25	1,944.25	1,944.25	1,944.25	1,944.25	2,244.25	1,944.25	1,944.25	1,944.25	1,944.25	1,944.25	2,244.25	23,331.00



GOBIERNO REGIONAL ICA  
DIRECCION REGIONAL DE SALUD - ICA  
UNIDAD EJECUTORA 402 SALUD PALPA - NAZCA

Lic. Adm. EMILIANO AGUSTO PILLACA CASTILLA  
Jefe de la Unidad de Planeamiento Estratégico

UNIDAD EJECUTORA 402 SALUD PALPA - NAZCA

Dr. MELBA ROSA P. TORRES OSANDO  
DIRECTORA EJECUTIVA

FORMATO N° 02

ANEXO - B

CUADRO DE REMUNERACIONES DE LOS SERVIDORES DEL AÑO 2012

DENOMINACION: UNIDAD EJECUTORA 402 SALUD PALPA NAZCA

META 0043 ADECUADA BIOSEGURIDAD EN LOS SERVICIOS DE ATENCION DE TUBERCULOSIS														
83	VARGAS VALENCIA VIOLETA IRIS	3,188.92	2,788.92	2,788.92	2,788.92	2,788.92	2,788.92	3,088.92	2,788.92	2,788.92	2,788.92	2,788.92	3,088.92	33,467.00
		3,188.92	2,788.92	2,788.92	2,788.92	2,788.92	2,788.92	3,088.92	2,788.92	2,788.92	2,788.92	2,788.92	3,088.92	33,467.00
META 0044 POBLACION INFORMADA EN EL USO CORRECTO DEL CONDOM														
84	DELGADO DE ASPILCUETA MARIA NELA	2,445.25	2,045.25	2,045.25	2,045.25	2,045.25	2,045.25	2,345.25	2,045.25	2,045.25	2,045.25	2,045.25	2,345.25	24,543.00
		2,445.25	2,045.25	2,045.25	2,045.25	2,045.25	2,045.25	2,345.25	2,045.25	2,045.25	2,045.25	2,045.25	2,345.25	24,543.00
META 0045 ADULTOS Y JOVENES RECIBEN CONSEJERIA Y TAMIZAJE PARA ITS Y VIH-SIDA														
85	FLORES PALOMINO LUCILA MARGARITA	2,450.67	2,050.67	2,050.67	2,050.67	2,050.67	2,050.67	2,350.67	2,050.67	2,050.67	2,050.67	2,050.67	2,350.67	24,608.00
		2,450.67	2,050.67	2,050.67	2,050.67	2,050.67	2,050.67	2,350.67	2,050.67	2,050.67	2,050.67	2,050.67	2,350.67	24,608.00
META 0046 POBLACION ASOLESCENTE INFORMADA SOBRE ITS-VIH-SIDA														
86	PILLACA CASTILLA MADELINE DEL ROSARIO	2,450.67	2,050.67	2,050.67	2,050.67	2,050.67	2,050.67	2,350.67	2,050.67	2,050.67	2,050.67	2,050.67	2,350.67	24,608.00
		2,450.67	2,050.67	2,050.67	2,050.67	2,050.67	2,050.67	2,350.67	2,050.67	2,050.67	2,050.67	2,050.67	2,350.67	24,608.00
META 0047 POBLACION ASOLESCENTE INFORMADA SOBRE ITS-VIH-SIDA														
87	ANGULO TIPIANA LILIANA ESTHER	2,278.00	1,878.00	1,878.00	1,878.00	1,878.00	1,878.00	2,178.00	1,878.00	1,878.00	1,878.00	1,878.00	2,178.00	22,536.00
		2,278.00	1,878.00	1,878.00	1,878.00	1,878.00	1,878.00	2,178.00	1,878.00	1,878.00	1,878.00	1,878.00	2,178.00	22,536.00
META 0048 DESPISTA DE TUBERCULOSIS EN SINTOMATICO RESPIRATORIOS														
88	CARPIO QUINTANILLA DE MENDOZA BASILIA AMELIA	2,309.92	1,909.92	1,909.92	1,909.92	1,909.92	1,909.92	2,209.92	1,909.92	1,909.92	1,909.92	1,909.92	2,209.92	22,919.00
		2,309.92	1,909.92	1,909.92	1,909.92	1,909.92	1,909.92	2,209.92	1,909.92	1,909.92	1,909.92	1,909.92	2,209.92	22,919.00
META 0049 CONTROL Y TRATAMIENTO PREVENTIVO DE CONTACTOS DE CASOS TBC														
89	ORURO HUAMANI REYNA CONSUELO	2,449.00	2,049.00	2,049.00	2,049.00	2,049.00	2,049.00	2,349.00	2,049.00	2,049.00	2,049.00	2,049.00	2,349.00	24,588.00
		2,449.00	2,049.00	2,049.00	2,049.00	2,049.00	2,049.00	2,349.00	2,049.00	2,049.00	2,049.00	2,049.00	2,349.00	24,588.00
META 0050 CONTROL Y TRATAMIENTO PREVENTIVO DE CONTACTOS DE CASOS TBC														
90	VENTURA MENDOZA DORIS NATIVIDAD	2,448.67	2,048.67	2,048.67	2,048.67	2,048.67	2,048.67	2,348.67	2,048.67	2,048.67	2,048.67	2,048.67	2,348.67	24,584.00
		2,448.67	2,048.67	2,048.67	2,048.67	2,048.67	2,048.67	2,348.67	2,048.67	2,048.67	2,048.67	2,048.67	2,348.67	24,584.00
META 0051 PERSONA QUE ACCEDA AL FERRIS RECIBE TRATAMIENTO OPORTUNO DE TBC														
91	APARCANA GOMEZ ISABEL BARTOLA	2,440.75	2,041.11	2,041.11	2,041.11	2,041.11	2,041.11	2,341.11	2,041.11	2,041.11	2,041.11	2,041.11	2,341.11	24,493.00
		2,440.75	2,041.11	2,041.11	2,041.11	2,041.11	2,041.11	2,341.11	2,041.11	2,041.11	2,041.11	2,041.11	2,341.11	24,493.00
META 0052 POBLACION CON INFECCIONES DE TRANSMISION SEXUAL RECIBEN TRATAMIENTO SEGUN GUIAS CLINICAS														
92	RAMOS GARIBAY MARIA DEL ROSARIO	2,384.00	1,984.00	1,984.00	1,984.00	1,984.00	1,984.00	2,284.00	1,984.00	1,984.00	1,984.00	1,984.00	2,284.00	23,808.00
		2,384.00	1,984.00	1,984.00	1,984.00	1,984.00	1,984.00	2,284.00	1,984.00	1,984.00	1,984.00	1,984.00	2,284.00	23,808.00



GOBIERNO REGIONAL ICA  
 DIRECCION REGIONAL DE SALUD - ICA  
 UNIDAD EJECUTORA 402 SALUD PALPA - NAZCA  
 Lic. M. P. PILLACA CASTILLA  
 Jefe de Unidad Ejecutora

MINISTERIO DE SALUD  
 UNIDAD EJECUTORA 402 SALUD PALPA - NAZCA  
 DR. PEDRO IVAN GARCIA GUERRA  
 C.M. 171100003  
 DIRECTOR EJECUTIVO



FORMATO Nº 02


ANEXO - B

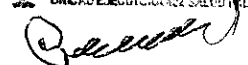
CUADRO DE REMUNERACIONES DE LOS SERVIDORES DEL AÑO 2012

DENOMINACION: UNIDAD EJECUTORA 402 SALUD PALPA NAZCA

META 0053 PERSONAS DIAGNOSTICADAS CON VIH QUE ACUDEN A LOS SERVICIOS RECIBEN ATENCION INTEGRAL													
93	BENDEZU BARRANCA EUGENIA MAGALI	2,404.17	2,004.17	2,004.17	2,004.17	2,004.17	2,004.17	2,304.17	2,004.17	2,004.17	2,004.17	2,304.17	24,050.00
		2,404.17	2,004.17	2,004.17	2,004.17	2,004.17	2,004.17	2,304.17	2,004.17	2,004.17	2,004.17	2,304.17	24,050.00
META 0054 MUJERES GESTANTES REACTIVAS Y NIÑOS EXPUESTOS AL VIH RECIBEN TRATAMIENTO OPORTUNO													
94	CANTORAL QUISPE PATROCINIO	2,475.08	2,075.08	2,075.08	2,075.08	2,075.08	2,075.08	2,375.08	2,075.08	2,075.08	2,075.08	2,375.08	24,901.00
		2,475.08	2,075.08	2,075.08	2,075.08	2,075.08	2,075.08	2,375.08	2,075.08	2,075.08	2,075.08	2,375.08	24,901.00
META 0055 Mujeres Gestantes Reactivas a SIDA y sus Contactos y Niños Expuestos Reciben Tratamiento Oportuno													
95	HUARCAYA MENDOZA VICTOR EZEQUIEL	2,442.42	2,042.42	2,042.42	2,042.42	2,042.42	2,042.42	2,342.42	2,042.42	2,042.42	2,042.42	2,342.42	24,509.00
		2,442.42	2,042.42	2,042.42	2,042.42	2,042.42	2,042.42	2,342.42	2,042.42	2,042.42	2,042.42	2,342.42	24,509.00
META 0056 Prevención secundaria de SIDA Tratamiento oportuno para el VIH en sus Etapas tempranas (Origo Resaltado)													
96	QUISPE BENDEZU GALINA GRACIELA	2,421.83	2,021.83	2,021.83	2,021.83	2,021.83	2,021.83	2,321.83	2,021.83	2,021.83	2,021.83	2,321.83	24,262.00
		2,421.83	2,021.83	2,021.83	2,021.83	2,021.83	2,021.83	2,321.83	2,021.83	2,021.83	2,021.83	2,321.83	24,262.00
META 0057 DESPISTAJE Y DIAGNOSTICO DE TUBERCULOSIS PARA PACIENTES CON COOMORBILIDAD													
97	CRUCES CAMARGO YOVANI ELVA	2,404.25	2,004.25	2,004.25	2,004.25	2,004.25	2,004.25	2,304.25	2,004.25	2,004.25	2,004.25	2,304.25	24,051.00
		2,404.25	2,004.25	2,004.25	2,004.25	2,004.25	2,004.25	2,304.25	2,004.25	2,004.25	2,004.25	2,304.25	24,051.00
META 0058 PERSONA CON COOMORBILIDAD RECIBE TRATAMIENTO PARA TUBERCULOSIS													
98	PALCARA TRIVINOS MARIA MAGDALENA	2,427.50	2,027.50	2,027.50	2,027.50	2,027.50	2,027.50	2,327.50	2,027.50	2,027.50	2,027.50	2,327.50	24,330.00
		2,427.50	2,027.50	2,027.50	2,027.50	2,027.50	2,027.50	2,327.50	2,027.50	2,027.50	2,027.50	2,327.50	24,330.00
META 0059 ATENCION ESTOMATOLOGICA PREVENTIVA BASICA													
99	CORNEJO CAÑEDO JULISSA MARISEL	2,622.77	2,222.77	2,222.77	2,222.77	2,222.77	2,222.77	2,522.77	2,222.77	2,222.77	2,222.77	2,522.77	26,673.20
100	RIOS BARZOLA MANUEL RICARDO	2,571.07	2,171.07	2,171.07	2,171.07	2,171.07	2,171.07	2,471.07	2,171.07	2,171.07	2,171.07	2,471.07	26,052.88
101	OBANDO CORZO JORGE SANTIAGO	2,363.10	1,963.10	1,963.10	1,963.10	1,963.10	1,963.10	2,263.10	1,963.10	1,963.10	1,963.10	2,263.10	23,557.24
102	ROMAN SANTA CRUZ ROMULO LURITA	2,729.97	2,329.97	2,329.97	2,329.97	2,329.97	2,329.97	2,629.97	2,329.97	2,329.97	2,329.97	2,629.97	27,959.68
103	SUAREZ FARFAN ERLINDA ANTONIETA	2,322.57	1,922.57	1,922.57	1,922.57	1,922.57	1,922.57	2,222.57	1,922.57	1,922.57	1,922.57	2,222.57	23,070.88
104	CHAVEZ GARAYAR CORONA DORIS	2,528.10	2,128.10	2,128.10	2,128.10	2,128.10	2,128.10	2,428.10	2,128.10	2,128.10	2,128.10	2,428.10	25,537.24
105	PARVINA VENTURA CECILIA MARLENA	2,605.32	2,205.32	2,205.32	2,205.32	2,205.32	2,205.32	2,505.32	2,205.32	2,205.32	2,205.32	2,505.32	26,463.88
		17,742.92	14,942.92	14,942.92	14,942.92	14,942.92	14,942.92	17,042.92	14,942.92	14,942.92	14,942.92	17,042.92	179,315.00
META 0060 ATENCION ESTOMATOLOGICA RECUPERATIVA BASICA													
106	CORONEL CALLE GLADYS ELENA	2,864.00	2,464.00	2,464.00	2,464.00	2,464.00	2,464.00	2,764.00	2,464.00	2,464.00	2,464.00	2,764.00	29,567.94
107	HUAMANI LLAMOCCA SEBASTIAN	2,400.72	2,000.72	2,000.72	2,000.72	2,000.72	2,000.72	2,300.72	2,000.72	2,000.72	2,000.72	2,300.72	24,008.67
108	MUNARRIZ ROMUCHO ROSARIO IRAIDA	2,415.90	2,015.90	2,015.90	2,015.90	2,015.90	2,015.90	2,315.90	2,015.90	2,015.90	2,015.90	2,315.90	24,190.83
109	TAYPE CORDOVA JULIO ALBERTO	2,936.31	2,536.31	2,536.31	2,536.31	2,536.31	2,536.31	2,836.31	2,536.31	2,536.31	2,536.31	2,836.31	30,435.75
110	REAS PEREZ ANTONIO GAMANIEL	2,952.80	2,552.80	2,552.80	2,552.80	2,552.80	2,552.80	2,852.80	2,552.80	2,552.80	2,552.80	2,852.80	30,633.83
111	SOTELO BENDEZU JULIO MANUEL	2,954.14	2,554.14	2,554.14	2,554.14	2,554.14	2,554.14	2,854.14	2,554.14	2,554.14	2,554.14	2,854.14	30,649.71
112	BARAHONA MUNARES ZOILA ROSA	2,360.87	1,960.87	1,960.87	1,960.87	1,960.87	1,960.87	2,260.87	1,960.87	1,960.87	1,960.87	2,260.87	23,520.47
		18,884.75	16,084.75	16,084.75	16,084.75	16,084.75	16,084.75	18,184.75	16,084.75	16,084.75	16,084.75	18,184.75	193,017.00



  
 Lic. Adm. EMILIANO AGOSTO PALMA CASTILLA  
 Jefe de la Unidad Ejecutora

MINISTERIO DE SALUD  
 UNIDAD EJECUTORA DE SALUD (U.E.) - NAZCA  
  
 Jefe de la Unidad Ejecutora


FORMATO Nº 02

ANEXO - B

CUADRO DE REMUNERACIONES DE LOS SERVIDORES DEL AÑO 2012

DENOMINACION: UNIDAD EJECUTORA 402 SALUD PALPA NAZCA

<b>META 0070 TAMIZAJE Y TRATAMIENTO DE PACIENTES CON CATARATA</b>														
113	ROJAS AGLERO OSCAR RAUL	4,536.67	4,136.67	4,136.67	4,136.67	4,136.67	4,136.67	4,436.67	4,136.67	4,136.67	4,136.67	4,136.67	4,436.67	49,640.00
		4,536.67	4,136.67	4,136.67	4,136.67	4,136.67	4,136.67	4,436.67	4,136.67	4,136.67	4,136.67	4,136.67	4,436.67	49,640.00
<b>META 0082 TAMIZAJE Y TRATAMIENTO DE PACIENTES CON PROBLEMAS DE SALUD MENTAL</b>														
114	ALARCON PALOMINO CARMEN JULIA	2,675.72	2,275.72	2,275.72	2,275.72	2,275.72	2,275.72	2,575.72	2,275.72	2,275.72	2,275.72	2,275.72	2,575.72	27,308.68
115	MORON TIPISMANA CLEYDA YLIANA	2,714.69	2,314.69	2,314.69	2,314.69	2,314.69	2,314.69	2,614.69	2,314.69	2,314.69	2,314.69	2,314.69	2,614.69	27,776.32
		5,390.42	4,590.42	4,590.42	4,590.42	4,590.42	4,590.42	5,190.42	4,590.42	4,590.42	4,590.42	4,590.42	5,190.42	55,085.00
<b>META 0084 COMUNIDADES SALUDABLES PROMUEVEN ESTILOS DE VIDA SALUDABLE PARA LA PREVENCIÓN DE LOS PRINCIPALES TIPOS DE CÁNCER</b>														
116	DE LA CRUZ SIMÓN JESÚS SUSY	2,508.91	2,108.91	2,108.91	2,108.91	2,108.91	2,108.91	2,408.91	2,108.91	2,108.91	2,108.91	2,108.91	2,408.91	25,306.96
117	SUÁREZ LEGUA MARÍA MAGDALENA	2,582.75	2,182.75	2,182.75	2,182.75	2,182.75	2,182.75	2,482.75	2,182.75	2,182.75	2,182.75	2,182.75	2,482.75	26,193.04
		5,091.67	4,291.67	4,291.67	4,291.67	4,291.67	4,291.67	4,961.67	4,291.67	4,291.67	4,291.67	4,291.67	4,961.67	51,500.00
<b>META 0085 MUJERES DE 21 A 44 AÑOS CON EXAMEN DE PAPANICOLAU</b>														
118	ESCOBAR MEDINA CORINA ALICIA	2,707.87	2,307.87	2,307.87	2,307.87	2,307.87	2,307.87	2,607.87	2,307.87	2,307.87	2,307.87	2,307.87	2,607.87	27,694.40
119	TELLO RAMOS MARY BEATRIZ	2,716.72	2,316.72	2,316.72	2,316.72	2,316.72	2,316.72	2,616.72	2,316.72	2,316.72	2,316.72	2,316.72	2,616.72	27,800.60
		5,424.59	4,624.59	4,624.59	4,624.59	4,624.59	4,624.59	5,224.59	4,624.59	4,624.59	4,624.59	4,624.59	5,224.59	55,495.00
<b>META 0086 MONITOREO SUPERVISIÓN EVALUACIÓN Y CONTROL DE CÁNCER</b>														
120	VELASQUEZ SALCEDO CELIA ISIDORA	5,032.03	4,632.03	4,632.03	4,632.03	4,632.03	4,632.03	4,932.03	4,632.03	4,632.03	4,632.03	4,632.03	4,932.03	55,584.34
121	SUÁREZ LEGUA JORGE APOLINARIO	4,971.64	4,571.64	4,571.64	4,571.64	4,571.64	4,571.64	4,871.64	4,571.64	4,571.64	4,571.64	4,571.64	4,871.64	54,859.66
		10,003.67	9,203.67	9,203.67	9,203.67	9,203.67	9,203.67	9,803.67	9,203.67	9,203.67	9,203.67	9,203.67	9,803.67	110,444.00
<b>META 0087 POBLACION INFORMADA Y SENSIBILIZADA EN EL CUIDADO DE PREVENCIÓN DE CÁNCER</b>														
122	LOPEZ VILLENA LUZ MARINA	3,182.58	2,782.58	2,782.58	2,782.58	2,782.58	2,782.58	3,082.58	2,782.58	2,782.58	2,782.58	2,782.58	3,082.58	33,390.94
123	CHIPANA HUAMANI RAYMUNDO	2,524.09	2,124.09	2,124.09	2,124.09	2,124.09	2,124.09	2,424.09	2,124.09	2,124.09	2,124.09	2,124.09	2,424.09	25,489.06
		5,706.67	4,906.67	4,906.67	4,906.67	4,906.67	4,906.67	5,506.67	4,906.67	4,906.67	4,906.67	4,906.67	5,506.67	58,880.00
<b>META 0088 MUJERES MAYORES DE 15 AÑOS CON CONSEJERÍA EN CÁNCER DE CERVIX</b>														
124	CHACON DE TELLO MARGARITA AMPARO	2,919.87	2,519.87	2,519.87	2,519.87	2,519.87	2,519.87	2,819.87	2,519.87	2,519.87	2,519.87	2,519.87	2,819.87	30,238.38
125	BENDEZU GALLEGOS JOSE ABELARDO	2,790.14	2,390.14	2,390.14	2,390.14	2,390.14	2,390.14	2,690.14	2,390.14	2,390.14	2,390.14	2,390.14	2,690.14	28,681.62
		5,710.00	4,910.00	4,910.00	4,910.00	4,910.00	4,910.00	5,510.00	4,910.00	4,910.00	4,910.00	4,910.00	5,510.00	58,920.00
<b>META 0089 MUJERES MAYORES DE 16 AÑOS CON CONSEJERÍA EN CÁNCER DE MAMA</b>														
126	MUÑOZ DE BENDEZU GLADYS PETRONILA	2,907.80	2,507.80	2,507.80	2,507.80	2,507.80	2,507.80	2,807.80	2,507.80	2,507.80	2,507.80	2,507.80	2,807.80	30,093.60
127	QUICHICA QUISPE LUZ CASIMIRA	2,776.45	2,376.45	2,376.45	2,376.45	2,376.45	2,376.45	2,676.45	2,376.45	2,376.45	2,376.45	2,376.45	2,676.45	28,517.40
		5,684.25	4,884.25	4,884.25	4,884.25	4,884.25	4,884.25	5,484.25	4,884.25	4,884.25	4,884.25	4,884.25	5,484.25	58,611.00
<b>META 0090 PERSONAS CON CONSEJERÍA EN LA PREVENCIÓN DE CÁNCER GÁSTRICO</b>														
128	OROPEZA MENDOZA JULIO ENRIQUE	2,830.01	2,430.01	2,430.01	2,430.01	2,430.01	2,430.01	2,730.01	2,430.01	2,430.01	2,430.01	2,430.01	2,730.01	29,160.06
129	SALAZAR QUINTANILLA CONSUELO ELVIRA	2,779.00	2,379.00	2,379.00	2,379.00	2,379.00	2,379.00	2,679.00	2,379.00	2,379.00	2,379.00	2,379.00	2,679.00	28,547.94
		5,609.00	4,809.00	4,809.00	4,809.00	4,809.00	4,809.00	5,409.00	4,809.00	4,809.00	4,809.00	4,809.00	5,409.00	57,708.00



*[Handwritten Signature]*  
 Lic. Adm. *[Handwritten Name]* HILLACA CASTILLA  
 Jefe de la Unidad de Planeamiento Estratégico

MINISTERIO DE SALUD  
 UNIDAD EJECUTORA 402 SALUD PALPA - NAZCA  
*[Handwritten Signature]*  
 DR. PEDRO WILTON DE LOS RIOS  
 Director de la Unidad Ejecutora

FORMATO Nº 02

ANEXO - B

CUADRO DE REMUNERACIONES DE LOS SERVIDORES DEL AÑO 2012

*gab*  
 16 de 05 de 2012  
 DR. PEDRO WALTER TORRES DOMÍNGUEZ  
 GOBIERNO REGIONAL DE NAZCA  
 PRESIDENTE REGIONAL

DENOMINACION: UNIDAD EJECUTORA 402 SALUD PALPA NAZCA

	META 0001 VARONES MAYORES DE 18 AÑOS CON CONSEJERÍA EN LA PREVENCIÓN DEL CÁNCER GÁSTRICO													
130	ORTEGA SUÁREZ VIOLETA NATALIA	2,822.84	2,422.84	2,422.84	2,422.84	2,422.84	2,422.84	2,722.84	2,422.84	2,422.84	2,422.84	2,422.84	2,722.84	29,071.66
131	SANDOVAL MELERO ENCARNACION DE GUADALUPE	2,773.53	2,373.53	2,373.53	2,373.53	2,373.53	2,373.53	2,673.53	2,373.53	2,373.53	2,373.53	2,373.53	2,673.53	28,482.34
		5,596.17	4,796.17	4,796.17	4,796.17	4,796.17	4,796.17	5,396.17	4,796.17	4,796.17	4,796.17	4,796.17	5,396.17	57,554.00
	META 0002 POBLACION ESCOLAR CON CONSEJERÍA EN PREVENCIÓN DEL CÁNCER DE PULMÓN													
132	ARONES DE POMEZ MARTHA	2,703.55	2,303.55	2,303.55	2,303.55	2,303.55	2,303.55	2,603.55	2,303.55	2,303.55	2,303.55	2,303.55	2,603.55	27,642.60
133	ANTEZANA QUISPE NORMA ISABEL	2,662.20	2,262.20	2,262.20	2,262.20	2,262.20	2,262.20	2,562.20	2,262.20	2,262.20	2,262.20	2,262.20	2,562.20	27,146.40
		5,365.75	4,565.75	4,565.75	4,565.75	4,565.75	4,565.75	5,165.75	4,565.75	4,565.75	4,565.75	4,565.75	5,165.75	54,789.00
	META 0003 POBLACION EN EDAD LABORAL CON CONSEJERÍA EN CÁNCER DE PULMÓN													
134	BERROCAL BERNOLA JUANA	2,731.08	2,331.08	2,331.08	2,331.08	2,331.08	2,331.08	2,631.08	2,331.08	2,331.08	2,331.08	2,331.08	2,631.08	27,972.98
135	GALLEGOS TENORIO LUZ HAYDEE	2,709.75	2,309.75	2,309.75	2,309.75	2,309.75	2,309.75	2,609.75	2,309.75	2,309.75	2,309.75	2,309.75	2,609.75	27,717.02
		5,440.83	4,640.83	4,640.83	4,640.83	4,640.83	4,640.83	5,240.83	4,640.83	4,640.83	4,640.83	4,640.83	5,240.83	55,690.00
	META 0005 DIRECCION TECNICA SUPERVISION Y ADMINISTRACION													
136	*VACANTE PEREZ UNZUETA ENRIQUE OMAR	4,270.67	3,870.67	3,870.67	3,870.67	3,870.67	3,870.67	4,170.67	3,870.67	3,870.67	3,870.67	3,870.67	4,170.67	46,448.00
137	*PREVISTA													0.00
		4,270.67	3,870.67	3,870.67	3,870.67	3,870.67	3,870.67	4,170.67	3,870.67	3,870.67	3,870.67	3,870.67	4,170.67	46,448.00
	META 0006 ACCIONES ADMINISTRATIVAS													
138	ALMEYDA MATIAS SANTIAGO	2,522.20	2,122.20	2,122.20	2,122.20	2,122.20	2,122.20	2,422.20	2,122.20	2,122.20	2,122.20	2,122.20	2,422.20	25,466.38
139	ALZAMORA SOTOMAYOR DE DONGO MARIA ESTELA	2,558.89	2,158.89	2,158.89	2,158.89	2,158.89	2,158.89	2,458.89	2,158.89	2,158.89	2,158.89	2,158.89	2,458.89	25,906.66
140	ANICAMA HUARA JULIO CESAR	2,522.20	2,122.20	2,122.20	2,122.20	2,122.20	2,122.20	2,422.20	2,122.20	2,122.20	2,122.20	2,122.20	2,422.20	25,466.38
141	AZABACHE OSCOS CARLOS ALBERTO	2,525.64	2,125.64	2,125.64	2,125.64	2,125.64	2,125.64	2,425.64	2,125.64	2,125.64	2,125.64	2,125.64	2,425.64	25,507.66
142	BORDA RUIZ LUIS ENRIQUE	2,511.78	2,111.78	2,111.78	2,111.78	2,111.78	2,111.78	2,411.78	2,111.78	2,111.78	2,111.78	2,111.78	2,411.78	25,341.34
143	CALLE LOPEZ LUZ NEUMICIA	2,434.53	2,034.53	2,034.53	2,034.53	2,034.53	2,034.53	2,334.53	2,034.53	2,034.53	2,034.53	2,034.53	2,334.53	24,414.34
144	CHAMAN CAMACHO ARMANDO RAMIRO	2,568.20	2,168.20	2,168.20	2,168.20	2,168.20	2,168.20	2,468.20	2,168.20	2,168.20	2,168.20	2,168.20	2,468.20	26,018.38
145	DONAYRE SUMEN CARLOS AUGUSTO	2,535.09	2,235.09	2,235.09	2,235.09	2,235.09	2,235.09	2,535.09	2,235.09	2,235.09	2,235.09	2,235.09	2,535.09	26,821.04
146	ESTRADA GARCIA MAXIMO SENON	2,548.74	2,148.74	2,148.74	2,148.74	2,148.74	2,148.74	2,448.74	2,148.74	2,148.74	2,148.74	2,148.74	2,448.74	25,784.86
147	FLORES CAMARGO EUDOMILIA MARGURI	2,497.39	2,097.39	2,097.39	2,097.39	2,097.39	2,097.39	2,397.39	2,097.39	2,097.39	2,097.39	2,097.39	2,397.39	25,168.66
148	GUILLEN CORZO SONIA MARIA	2,447.27	2,047.27	2,047.27	2,047.27	2,047.27	2,047.27	2,347.27	2,047.27	2,047.27	2,047.27	2,047.27	2,347.27	24,567.18
149	HERNANDEZ YUCRA ALEJANDRINA GUDELIA	2,518.05	2,118.05	2,118.05	2,118.05	2,118.05	2,118.05	2,418.05	2,118.05	2,118.05	2,118.05	2,118.05	2,418.05	25,416.58
150	HERRERA TORDOYA JULIO ARMANDO	2,565.91	2,165.91	2,165.91	2,165.91	2,165.91	2,165.91	2,465.91	2,165.91	2,165.91	2,165.91	2,165.91	2,465.91	25,980.90
151	HUAMAN MARTINEZ CHARLEN MAKEL	2,540.99	2,140.99	2,140.99	2,140.99	2,140.99	2,140.99	2,440.99	2,140.99	2,140.99	2,140.99	2,140.99	2,440.99	25,691.86
152	HUAMAN PILLACA HEDY JOVITA	2,525.30	2,125.30	2,125.30	2,125.30	2,125.30	2,125.30	2,425.30	2,125.30	2,125.30	2,125.30	2,125.30	2,425.30	25,503.58
153	HUARCAYA NAVARRO BACILISA	2,465.54	2,065.54	2,065.54	2,065.54	2,065.54	2,065.54	2,365.54	2,065.54	2,065.54	2,065.54	2,065.54	2,365.54	24,786.48
154	HUAYTA CARHUAS SAMUEL NICANOR	2,521.57	2,121.57	2,121.57	2,121.57	2,121.57	2,121.57	2,421.57	2,121.57	2,121.57	2,121.57	2,121.57	2,421.57	25,458.82
155	LIMASCCA INCA DONATO DIONICIO	2,558.89	2,158.89	2,158.89	2,158.89	2,158.89	2,158.89	2,458.89	2,158.89	2,158.89	2,158.89	2,158.89	2,458.89	25,906.66
156	LOAYZA GUILLEN YRMA ANGELICA	2,706.25	2,306.25	2,306.25	2,306.25	2,306.25	2,306.25	2,606.25	2,306.25	2,306.25	2,306.25	2,306.25	2,606.25	27,674.98
157	MARINO OYOLA EDGAR LUIS	2,541.49	2,141.49	2,141.49	2,141.49	2,141.49	2,141.49	2,441.49	2,141.49	2,141.49	2,141.49	2,141.49	2,441.49	25,697.86
158	MARIÑO GYOLA JORGE LUIS	2,472.78	2,072.78	2,072.78	2,072.78	2,072.78	2,072.78	2,372.78	2,072.78	2,072.78	2,072.78	2,072.78	2,372.78	24,873.34
159	PALOMINO HUAMAN RAQUEL CONSUELO	2,496.45	2,096.45	2,096.45	2,096.45	2,096.45	2,096.45	2,396.45	2,096.45	2,096.45	2,096.45	2,096.45	2,396.45	25,157.38
160	PILLACA CASTILLA EMILIANO AUGUSTO	2,742.68	2,342.68	2,342.68	2,342.68	2,342.68	2,342.68	2,642.68	2,342.68	2,342.68	2,342.68	2,342.68	2,642.68	28,112.14
161	RAMIREZ FLORES EDITH RUFINA	2,426.89	2,026.89	2,026.89	2,026.89	2,026.89	2,026.89	2,326.89	2,026.89	2,026.89	2,026.89	2,026.89	2,326.89	24,322.68
162	RENTEROS CAMARGO NORMA CONSUELO	2,490.15	2,090.15	2,090.15	2,090.15	2,090.15	2,090.15	2,390.15	2,090.15	2,090.15	2,090.15	2,090.15	2,390.15	25,081.78
163	SANTILLAN VELA DORIS MARINA	2,517.88	2,117.88	2,117.88	2,117.88	2,117.88	2,117.88	2,417.88	2,117.88	2,117.88	2,117.88	2,117.88	2,417.88	25,414.54



FORMATO Nº 02

ANEXO - B

CUADRO DE REMUNERACIONES DE LOS SERVIDORES DEL AÑO 2012

DENOMINACION: UNIDAD EJECUTORA 402 SALUD PALPA NAZCA

164	SILLERICO TRINIDAD HERNAN EDGAR	2,433.01	2,033.01	2,033.01	2,033.01	2,033.01	2,033.01	2,333.01	2,033.01	2,033.01	2,033.01	2,033.01	2,333.01	24,396.10
165	SIMON CONTRERAS ANDREA HERMELINDA	2,478.52	2,078.52	2,078.52	2,078.52	2,078.52	2,078.52	2,378.52	2,078.52	2,078.52	2,078.52	2,078.52	2,378.52	24,942.22
166	VARGAS ACUÑA MAXIMO	2,558.89	2,158.89	2,158.89	2,158.89	2,158.89	2,158.89	2,458.89	2,158.89	2,158.89	2,158.89	2,158.89	2,458.89	25,906.66
167	ALE TICONA LEONILDA MARIA	2,729.37	2,329.37	2,329.37	2,329.37	2,329.37	2,329.37	2,629.37	2,329.37	2,329.37	2,329.37	2,329.37	2,629.37	27,952.42
168	ANYOSA ARONES LUIS GREGORIO	2,593.99	2,193.99	2,193.99	2,193.99	2,193.99	2,193.99	2,493.99	2,193.99	2,193.99	2,193.99	2,193.99	2,493.99	26,327.86
169	BARRANCA ECHEGARAY MARIA ANGELICA	2,460.10	2,060.10	2,060.10	2,060.10	2,060.10	2,060.10	2,360.10	2,060.10	2,060.10	2,060.10	2,060.10	2,360.10	24,721.18
170	BAUTISTA BARRIOS TIMOTEO SINFORIANO	2,558.89	2,158.89	2,158.89	2,158.89	2,158.89	2,158.89	2,458.89	2,158.89	2,158.89	2,158.89	2,158.89	2,458.89	25,906.66
171	CORDOVA MORON AUGUSTO FELIPE	2,541.53	2,141.53	2,141.53	2,141.53	2,141.53	2,141.53	2,441.53	2,141.53	2,141.53	2,141.53	2,141.53	2,441.53	25,698.34
172	FLORES MEDINA DIANA EDUVIGES	2,416.64	2,016.64	2,016.64	2,016.64	2,016.64	2,016.64	2,316.64	2,016.64	2,016.64	2,016.64	2,016.64	2,316.64	24,199.66
173	GOMEZ GUTIERREZ BERNABE	2,544.38	2,144.38	2,144.38	2,144.38	2,144.38	2,144.38	2,444.38	2,144.38	2,144.38	2,144.38	2,144.38	2,444.38	25,732.54
174	GRADOS TENORIO LUIS ALFREDO	2,502.05	2,202.05	2,202.05	2,202.05	2,202.05	2,202.05	2,502.05	2,202.05	2,202.05	2,202.05	2,202.05	2,502.05	26,424.58
175	GRADOS TENORIO NILO AMANCIO	2,430.64	2,030.64	2,030.64	2,030.64	2,030.64	2,030.64	2,330.64	2,030.64	2,030.64	2,030.64	2,030.64	2,330.64	24,367.66
176	GUERRERO GUTIERREZ JORGE	2,565.39	2,165.39	2,165.39	2,165.39	2,165.39	2,165.39	2,465.39	2,165.39	2,165.39	2,165.39	2,165.39	2,465.39	25,984.68
177	LOPEZ ARQUINEGO VICTORIA UBALDINA	2,644.41	2,244.41	2,244.41	2,244.41	2,244.41	2,244.41	2,544.41	2,244.41	2,244.41	2,244.41	2,244.41	2,544.41	26,932.90
178	MANTILLA BENDEZU FERNANDO JAVIER	2,449.90	2,049.90	2,049.90	2,049.90	2,049.90	2,049.90	2,349.90	2,049.90	2,049.90	2,049.90	2,049.90	2,349.90	24,598.78
179	ORE SALAZAR JESUS UBALDO	2,418.54	2,018.54	2,018.54	2,018.54	2,018.54	2,018.54	2,318.54	2,018.54	2,018.54	2,018.54	2,018.54	2,318.54	24,222.46
180	PALOMINO DE LA CRUZ MANUEL JESUS	2,836.41	2,236.41	2,236.41	2,236.41	2,236.41	2,236.41	2,536.41	2,236.41	2,236.41	2,236.41	2,236.41	2,536.41	28,838.90
181	PIÑEDA QUISPE ROLANDO ABDON	2,443.24	2,043.24	2,043.24	2,043.24	2,043.24	2,043.24	2,343.24	2,043.24	2,043.24	2,043.24	2,043.24	2,343.24	24,518.88
182	QUILANDRIA RAMOS ROSA OFELIA	2,489.26	2,089.26	2,089.26	2,089.26	2,089.26	2,089.26	2,389.26	2,089.26	2,089.26	2,089.26	2,089.26	2,389.26	25,071.10
183	SEVERINO HUAMAN JULIAN	2,543.28	2,143.28	2,143.28	2,143.28	2,143.28	2,143.28	2,443.28	2,143.28	2,143.28	2,143.28	2,143.28	2,443.28	25,719.34
184	SOTIL BUENDIA JUAN RAUL	2,472.98	2,072.98	2,072.98	2,072.98	2,072.98	2,072.98	2,372.98	2,072.98	2,072.98	2,072.98	2,072.98	2,372.98	24,875.74
185	SUAREZ LEGUA LUISA AMERICA	2,497.78	2,097.78	2,097.78	2,097.78	2,097.78	2,097.78	2,397.78	2,097.78	2,097.78	2,097.78	2,097.78	2,397.78	25,173.34
186	ANGULO HERRERA ROSA ANGELICA	2,541.31	2,141.31	2,141.31	2,141.31	2,141.31	2,141.31	2,441.31	2,141.31	2,141.31	2,141.31	2,141.31	2,441.31	25,685.70
	<b>META 0090 APOYO A EMERGENCIAS Y DESASTRES</b>	<b>123,913.17</b>	<b>104,313.17</b>	<b>104,313.17</b>	<b>104,313.17</b>	<b>104,313.17</b>	<b>104,313.17</b>	<b>119,013.17</b>	<b>104,313.17</b>	<b>104,313.17</b>	<b>104,313.17</b>	<b>104,313.17</b>	<b>119,013.17</b>	<b>1,251,758.08</b>
	<b>META 0102 APOYO AL DIAGNOSTICO Y TRATAMIENTO</b>													
187	NAVARRETE HINOJOSA ANA IRMA	3,189.40	2,789.40	2,789.40	2,789.40	2,789.40	2,789.40	3,089.40	2,789.40	2,789.40	2,789.40	2,789.40	3,089.40	33,472.80
188	ZEGARRA VALDEZ YENY MARLENY	2,881.60	2,481.60	2,481.60	2,481.60	2,481.60	2,481.60	2,781.60	2,481.60	2,481.60	2,481.60	2,481.60	2,781.60	29,779.20
		<b>6,071.00</b>	<b>5,271.00</b>	<b>5,271.00</b>	<b>5,271.00</b>	<b>5,271.00</b>	<b>5,271.00</b>	<b>5,871.00</b>	<b>5,271.00</b>	<b>5,271.00</b>	<b>5,271.00</b>	<b>5,271.00</b>	<b>5,871.00</b>	<b>63,252.00</b>
	<b>META 0102 APOYO AL DIAGNOSTICO Y TRATAMIENTO</b>													
189	VILCHEZ MENDOZA JOSE LUIS	2,226.83	1,826.83	1,826.83	1,826.83	1,826.83	1,826.83	2,126.83	1,826.83	1,826.83	1,826.83	1,826.83	2,126.83	21,921.90
190	MAYURI CUSTODIO OLINDA MATILDE	2,481.68	2,081.68	2,081.68	2,081.68	2,081.68	2,081.68	2,381.68	2,081.68	2,081.68	2,081.68	2,081.68	2,381.68	24,740.10
		<b>4,888.50</b>	<b>3,888.50</b>	<b>3,888.50</b>	<b>3,888.50</b>	<b>3,888.50</b>	<b>3,888.50</b>	<b>4,488.50</b>	<b>3,888.50</b>	<b>3,888.50</b>	<b>3,888.50</b>	<b>3,888.50</b>	<b>4,488.50</b>	<b>48,842.00</b>
	<b>META 104 APOYO AL DIAGNOSTICO Y TRATAMIENTO</b>													
191	LUIJAN HERNANDEZ ELBA NILDA	3,048.53	2,648.53	2,648.53	2,648.53	2,648.53	2,648.53	2,948.53	2,648.53	2,648.53	2,648.53	2,648.53	2,948.53	31,782.36
192	ANICAMA RAMIREZ BERTHA JULIA	2,816.67	2,416.67	2,416.67	2,416.67	2,416.67	2,416.67	2,716.67	2,416.67	2,416.67	2,416.67	2,416.67	2,716.67	29,000.02
193	MARIÑO OYOLA ANGEL ERNESTO	2,842.58	2,442.58	2,442.58	2,442.58	2,442.58	2,442.58	2,742.58	2,442.58	2,442.58	2,442.58	2,442.58	2,742.58	29,310.94
194	SALCEDO MANCHEGO NELLY INES	2,645.82	2,245.82	2,245.82	2,245.82	2,245.82	2,245.82	2,545.82	2,245.82	2,245.82	2,245.82	2,245.82	2,545.82	26,949.82
195	ORCADA PARIONA MERCEDES	2,336.60	1,936.60	1,936.60	1,936.60	1,936.60	1,936.60	2,236.60	1,936.60	1,936.60	1,936.60	1,936.60	2,236.60	23,239.18
196	LAGOS SOTO HECTOR MAURICIO	2,274.44	1,874.44	1,874.44	1,874.44	1,874.44	1,874.44	2,174.44	1,874.44	1,874.44	1,874.44	1,874.44	2,174.44	22,493.26
197	QUISPE QUENTE MIGUEL	2,481.57	2,081.57	2,081.57	2,081.57	2,081.57	2,081.57	2,381.57	2,081.57	2,081.57	2,081.57	2,081.57	2,381.57	24,978.82
198	PALOMINO MARCILLA JUANA LUZ	2,363.09	1,963.09	1,963.09	1,963.09	1,963.09	1,963.09	2,263.09	1,963.09	1,963.09	1,963.09	1,963.09	2,263.09	23,557.12
199	PIROMALLY DEL POZO MIGUEL	3,216.95	2,816.95	2,816.95	2,816.95	2,816.95	2,816.95	3,116.95	2,816.95	2,816.95	2,816.95	2,816.95	3,116.95	33,903.38
200	ROJAS GARCIA RITA RUTILIA	2,681.51	2,281.51	2,281.51	2,281.51	2,281.51	2,281.51	2,581.51	2,281.51	2,281.51	2,281.51	2,281.51	2,581.51	27,378.10
		<b>26,707.75</b>	<b>22,707.75</b>	<b>22,707.75</b>	<b>22,707.75</b>	<b>22,707.75</b>	<b>22,707.75</b>	<b>25,707.75</b>	<b>22,707.75</b>	<b>22,707.75</b>	<b>22,707.75</b>	<b>22,707.75</b>	<b>25,707.75</b>	<b>272,493.00</b>



*[Handwritten Signature]*  
 LIC. ABG. AUGUSTO PILLACA CASTILLA  
 Jefe de la Unidad de Planeamiento y Evaluación

MINISTERIO DE SALUD  
 UNIDAD EJECUTORA DE SALUD PALPA-NAZCA  
*[Handwritten Signature]*  
 DR. PEDRO IVAN TORRES OBANDO  
 C.M.F.R. 222 33339



FORMATO Nº 02

ANEXO - B

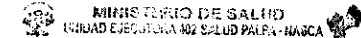
CUADRO DE REMUNERACIONES DE LOS SERVIDORES DEL AÑO 2012

DENOMINACION: UNIDAD EJECUTORA 402 SALUD PALPA NAZCA

META 0105 VIGILANCIA Y CONTROL DE EPIDEMIAS														
201	JAUREGUI AGUIRRE LINO RICARDO	2,371.54	1,971.54	1,971.54	1,971.54	1,971.54	1,971.54	2,271.54	1,971.54	1,971.54	1,971.54	1,971.54	2,271.54	23,658.46
202	YANAYAYA GUERRA MARIA LUZ	3,171.63	2,771.63	2,771.63	2,771.63	2,771.63	2,771.63	3,071.63	2,771.63	2,771.63	2,771.63	2,771.63	3,071.63	33,259.54
		5,543.17	4,743.17	4,743.17	4,743.17	4,743.17	4,743.17	5,343.17	4,743.17	4,743.17	4,743.17	4,743.17	5,343.17	56,918.00
META 0106 ATENCION EN CONSULTAS EXTERNAS														
203	ATAHUA BUSTILLOS ENRIQUE ANTONIO	5,611.33	5,211.33	5,211.33	5,211.33	5,211.33	5,211.33	5,511.33	5,211.33	5,211.33	5,211.33	5,211.33	5,511.33	62,535.92
204	CORDOVA MOLINA JESUS ELEM	5,717.12	5,317.12	5,317.12	5,317.12	5,317.12	5,317.12	5,617.12	5,317.12	5,317.12	5,317.12	5,317.12	5,617.12	63,805.40
205	CORDOVA SALAZAR ENNIS ROSA	5,611.26	5,211.26	5,211.26	5,211.26	5,211.26	5,211.26	5,511.26	5,211.26	5,211.26	5,211.26	5,211.26	5,511.26	62,535.08
206	RAMOS CABRERA LUIS GUILLERMO	5,637.35	5,237.35	5,237.35	5,237.35	5,237.35	5,237.35	5,537.35	5,237.35	5,237.35	5,237.35	5,237.35	5,537.35	62,848.16
207	ALMEYDA ALVARO ALEJANDRINA	2,330.55	1,930.55	1,930.55	1,930.55	1,930.55	1,930.55	2,230.55	1,930.55	1,930.55	1,930.55	1,930.55	2,230.55	23,166.56
208	ASTOCAZA BAUTISTA JUANA MARILUZ	2,443.64	2,043.64	2,043.64	2,043.64	2,043.64	2,043.64	2,343.64	2,043.64	2,043.64	2,043.64	2,043.64	2,343.64	24,523.64
209	FALCON VELASQUEZ MARIA ELISA	2,346.84	1,946.84	1,946.84	1,946.84	1,946.84	1,946.84	2,246.84	1,946.84	1,946.84	1,946.84	1,946.84	2,246.84	23,362.04
210	GALVEZ CALLE LUIS RAFAEL	2,094.10	2,094.10	2,094.10	2,094.10	2,094.10	2,094.10	2,394.10	2,094.10	2,094.10	2,094.10	2,094.10	2,394.10	25,129.16
211	LAZON ALMENDRADES JOSE ANTONIO	2,517.66	2,117.66	2,117.66	2,117.66	2,117.66	2,117.66	2,417.66	2,117.66	2,117.66	2,117.66	2,117.66	2,417.66	25,411.88
212	MEDINA BORDA LUIS ALBERTO	2,534.83	2,134.83	2,134.83	2,134.83	2,134.83	2,134.83	2,434.83	2,134.83	2,134.83	2,134.83	2,134.83	2,434.83	25,617.92
213	POMEZ ROMAN MARIA DORIS	2,241.41	1,841.41	1,841.41	1,841.41	1,841.41	1,841.41	2,141.41	1,841.41	1,841.41	1,841.41	1,841.41	2,141.41	22,096.88
214	VARGAS MAGNO MARIA TERESA	1,986.00	1,586.00	1,586.00	1,586.00	1,586.00	1,586.00	1,886.00	1,586.00	1,586.00	1,586.00	1,586.00	1,886.00	19,031.96
215	HUAMANCOLI TORRES FREDDY RICARDO	4,781.28	4,381.28	4,381.28	4,381.28	4,381.28	4,381.28	4,681.28	4,381.28	4,381.28	4,381.28	4,381.28	4,681.28	52,575.32
216	CHAVEZ PALOMINO JUANA MARGARITA	2,189.05	1,789.05	1,789.05	1,789.05	1,789.05	1,789.05	2,089.05	1,789.05	1,789.05	1,789.05	1,789.05	2,089.05	21,468.56
217	ANGULO REJAS ELIANA DEISA	2,189.05	1,789.05	1,789.05	1,789.05	1,789.05	1,789.05	1,789.05	1,789.05	1,789.05	1,789.05	1,789.05	1,789.05	21,468.56
218	TORRES OBANDO PEDRO IVAN	4,500.78	4,100.78	4,100.78	4,100.78	4,100.78	4,100.78	4,400.78	4,100.78	4,100.78	4,100.78	4,100.78	4,400.78	49,209.32
219	PALACIOS LOAYZA WALTER	2,110.94	1,710.94	1,710.94	1,710.94	1,710.94	1,710.94	2,010.94	1,710.94	1,710.94	1,710.94	1,710.94	2,010.94	20,531.24
220	URIOL ANCO MANUEL MIGUEL	2,080.14	1,680.14	1,680.14	1,680.14	1,680.14	1,680.14	1,980.14	1,680.14	1,680.14	1,680.14	1,680.14	1,980.14	20,161.64
221	VARGAS HUACAYCACHACC VICENTE	2,306.42	1,906.42	1,906.42	1,906.42	1,906.42	1,906.42	2,206.42	1,906.42	1,906.42	1,906.42	1,906.42	2,206.42	22,877.00
222	TORRES CORDOVA JOSE EMILIO	4,784.58	4,384.58	4,384.58	4,384.58	4,384.58	4,384.58	4,684.58	4,384.58	4,384.58	4,384.58	4,384.58	4,684.58	52,614.92
223	ALEJO DE APARI NELIDA SATURNINA	5,164.99	4,764.99	4,764.99	4,764.99	4,764.99	4,764.99	5,064.99	4,764.99	4,764.99	4,764.99	4,764.99	5,064.99	57,179.84
224	BENDEZU HINOSTROZA TEODORO ELBERTO	2,286.19	1,886.19	1,886.19	1,886.19	1,886.19	1,886.19	2,186.19	1,886.19	1,886.19	1,886.19	1,886.19	2,186.19	22,634.24
225	PIZARRO HERNANDEZ ISIDRO ORLANDO	2,150.36	1,750.36	1,750.36	1,750.36	1,750.36	1,750.36	2,050.36	1,750.36	1,750.36	1,750.36	1,750.36	2,050.36	21,004.28
226	VELASQUEZ CAMPANA ANIBAL WENCESLAO	4,781.28	4,381.28	4,381.28	4,381.28	4,381.28	4,381.28	4,681.28	4,381.28	4,381.28	4,381.28	4,381.28	4,681.28	52,575.32
227	MAGNO LOAYZA ANSELMA NOEM	2,474.86	2,074.86	2,074.86	2,074.86	2,074.86	2,074.86	2,374.86	2,074.86	2,074.86	2,074.86	2,074.86	2,374.86	24,898.28
228	BARAHONA MUNARES NANCY ESTHER	5,822.38	5,422.38	5,422.38	5,422.38	5,422.38	5,422.38	5,722.38	5,422.38	5,422.38	5,422.38	5,422.38	5,722.38	65,068.52
229	GONZALES ARCE EDUARDO MARCOS	5,696.84	5,296.84	5,296.84	5,296.84	5,296.84	5,296.84	5,596.84	5,296.84	5,296.84	5,296.84	5,296.84	5,596.84	63,562.04
230	MAUROLAGOITTA GARCIA MARCO ANTONIO	5,599.19	5,199.19	5,199.19	5,199.19	5,199.19	5,199.19	5,499.19	5,199.19	5,199.19	5,199.19	5,199.19	5,499.19	62,390.24
231	VARGAS GOMEZ JAVIER ARCENIO	5,696.84	5,296.84	5,296.84	5,296.84	5,296.84	5,296.84	5,596.84	5,296.84	5,296.84	5,296.84	5,296.84	5,596.84	63,562.04
232	VARGAS SALAZAR EDWIN ROLANDO	5,111.63	4,711.63	4,711.63	4,711.63	4,711.63	4,711.63	5,011.63	4,711.63	4,711.63	4,711.63	4,711.63	5,011.63	56,539.52
233	YARASCA DIAZ JOSE ISRAEL	4,466.67	4,066.67	4,066.67	4,066.67	4,066.67	4,066.67	4,366.67	4,066.67	4,066.67	4,066.67	4,066.67	4,366.67	48,800.00
234	SALCEDO MORALES EDELMIRA ALCIDA	2,131.26	1,731.26	1,731.26	1,731.26	1,731.26	1,731.26	2,031.26	1,731.26	1,731.26	1,731.26	1,731.26	2,031.26	20,775.08
235	TATAJE BRICEÑO HERNANDO	4,781.28	4,381.28	4,381.28	4,381.28	4,381.28	4,381.28	4,681.28	4,381.28	4,381.28	4,381.28	4,381.28	4,681.28	52,575.32
236	PALOMINO HERENCIA ADRIAN RODOLFO	5,109.85	4,709.85	4,709.85	4,709.85	4,709.85	4,709.85	5,009.85	4,709.85	4,709.85	4,709.85	4,709.85	5,009.85	61,318.16
237	VASQUEZ MORALES VLADIMIRO PAVEL	4,667.76	4,267.76	4,267.76	4,267.76	4,267.76	4,267.76	4,567.76	4,267.76	4,267.76	4,267.76	4,267.76	4,567.76	51,213.08
238	SECHAR GALINDO CARLOS MODESTO	2,122.89	1,722.89	1,722.89	1,722.89	1,722.89	1,722.89	2,022.89	1,722.89	1,722.89	1,722.89	1,722.89	2,022.89	20,674.64
239	ENEQUE CORNEJO ANDRES	4,497.48	4,097.48	4,097.48	4,097.48	4,097.48	4,097.48	4,397.48	4,097.48	4,097.48	4,097.48	4,097.48	4,397.48	49,169.72
240	PEÑA LEVANO ALEJANDRO JAIME	4,781.21	4,381.21	4,381.21	4,381.21	4,381.21	4,381.21	4,681.21	4,381.21	4,381.21	4,381.21	4,381.21	4,681.21	52,574.52
		144,157.47	128,957.17	128,957.17	128,957.17	128,957.17	128,957.17	140,357.47	128,957.17	128,957.17	128,957.17	128,957.17	140,357.47	1,547,486.00



Lic. Adm. *[Signature]* AGUSTO PILLACA CASTILLA  
Jefe de la Unidad de Planeamiento Estratégico



MINISTERIO DE SALUD  
UNIDAD EJECUTORA 402 SALUD PALPA - NAZCA  
*[Signature]*  
DR. PEDRO IVAN TORRES OBANDO  
DIRECTOR EJECUTIVO